

# Regional labour force – Toowoomba SA4, Jan 23

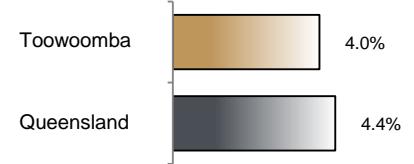
Source: ABS, *Labour force, Australia, detailed*, released 23 February 2023, 10:30 am (AEST)

**Table 1 Labour force status, Toowoomba SA4**

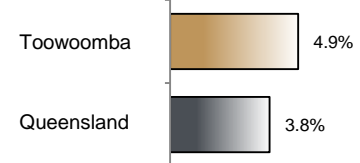
	Year ending			Annual change	
	Jan 22	Dec 22	Jan 23	persons	%
	— persons —			persons	%
Total employed	73,500	76,000	76,400	2,900	4.0
Total unemployed	3,500	3,900	3,900	400	11.9
Total labour force	77,000	79,900	80,300	3,300	4.3
Not in the labour force	54,300	54,300	54,200	-100	-0.2
Total persons 15+	131,200	134,100	134,400	3,200	2.5
Participation rate (%)	58.6	59.5	59.7	..	1.1 (a)
Unemployment rate (%)	4.5	4.8	4.9	..	0.3 (a)

(a) Percentage point change.

## Employment growth, annual



## Unemployment rate



## Key data

Employment (annual change)..... ↑ 4.0%  
 Unemployment rate ..... 4.9%  
 Unemployment rate (annual change) ..... ↑ 0.3 ppt  
 Participation rate..... 59.7%

ppt = percentage point

## Main findings

Note: Due to the high standard errors associated with regional labour force survey data, the ABS and QGSO recommend using 12-month averages to reduce the volatility of the underlying original data. All data in this brief are based on 12-month moving averages.

- The number of employed persons in Toowoomba SA4 in January 2023 was 76,400 persons, an increase of 2,900 employed persons, or 4.0% over the year (Figure 1).
- The unemployment rate in Toowoomba SA4 in January 2023 was 4.9 per cent, an increase of 0.3 percentage point over the year. The unemployment rate for this area was the sixth-highest of all 19 SA4s within Queensland (Figure 2).
- The participation rate in Toowoomba SA4 in January 2023 was 59.7 per cent, an increase of 1.1 percentage points over the year (Table 1).

SA4 = Statistical Area Level 4 (ASGS 2016 edition)

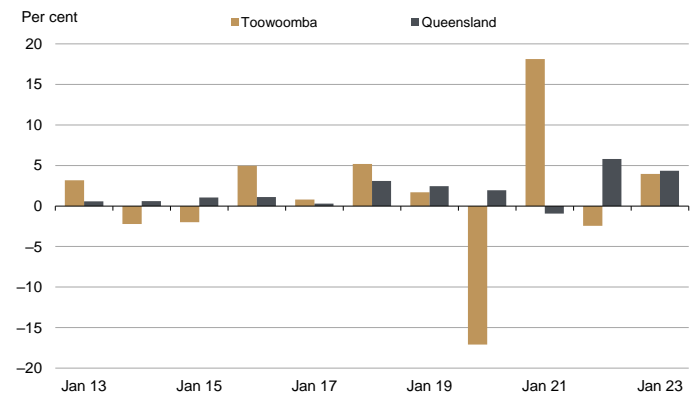
Notes (refer to website for more detailed notes):

Data for Queensland as a whole are provided for reference purposes only.

The labour force statistics presented in this brief are on a sample basis and will include a sampling error.

Totals may differ due to rounding. Figures are rounded to nearest 100 persons. Calculations are based on pre-rounded figures.

**Figure 1 Annual change in employment, Toowoomba SA4**



**Figure 2 Unemployment rate by SA4, January 2023**

