

Regional labour force – Townsville SA4, Jan 23

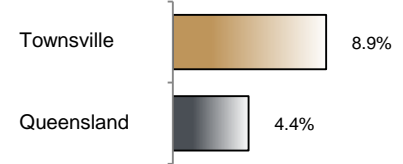
Source: ABS, *Labour force, Australia, detailed*, released 23 February 2023, 10:30 am (AEST)

Table 1 Labour force status, Townsville SA4

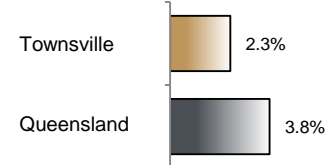
	Year ending			Annual change	
	Jan 22	Dec 22	Jan 23	persons	%
	— persons —			persons	%
Total employed	119,600	130,000	130,200	10,600	8.9
Total unemployed	5,500	3,100	3,100	-2,400	-44.2
Total labour force	125,100	133,100	133,300	8,200	6.6
Not in the labour force	61,700	57,100	57,300	-4,500	-7.2
Total persons 15+	186,800	190,200	190,500	3,700	2.0
Participation rate (%)	66.9	70.0	69.9	..	3.0 (a)
Unemployment rate (%)	4.4	2.3	2.3	..	-2.1 (a)

(a) Percentage point change.

Employment growth, annual



Unemployment rate



Key data

Employment (annual change)..... ↑ 8.9%
 Unemployment rate 2.3%
 Unemployment rate (annual change) ↓ 2.1 ppt
 Participation rate..... 69.9%

ppt = percentage point

Main findings

Note: Due to the high standard errors associated with regional labour force survey data, the ABS and QGSO recommend using 12-month averages to reduce the volatility of the underlying original data. All data in this brief are based on 12-month moving averages.

- The number of employed persons in Townsville SA4 in January 2023 was 130,200 persons, an increase of 10,600 employed persons, or 8.9% over the year (Figure 1).
- The unemployment rate in Townsville SA4 in January 2023 was 2.3 per cent, a decrease of 2.1 percentage points over the year. The unemployment rate for this area was the third-lowest of all 19 SA4s within Queensland (Figure 2).
- The participation rate in Townsville SA4 in January 2023 was 69.9 per cent, an increase of 3.0 percentage points over the year (Table 1).

SA4 = Statistical Area Level 4 (ASGS 2016 edition)

Notes (refer to website for more detailed notes):

Data for Queensland as a whole are provided for reference purposes only.

The labour force statistics presented in this brief are on a sample basis and will include a sampling error.

Totals may differ due to rounding. Figures are rounded to nearest 100 persons. Calculations are based on pre-rounded figures.

Figure 1 Annual change in employment, Townsville SA4

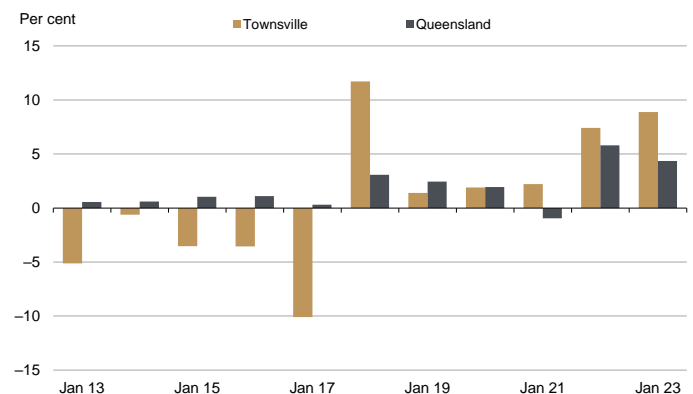


Figure 2 Unemployment rate by SA4, January 2023

