

Regional labour force – Wide Bay SA4, Jan 23

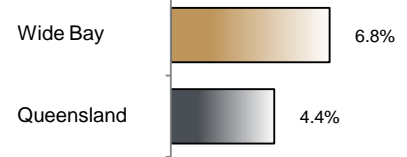
Source: ABS, *Labour force, Australia, detailed*, released 23 February 2023, 10:30 am (AEST)

Table 1 Labour force status, Wide Bay SA4

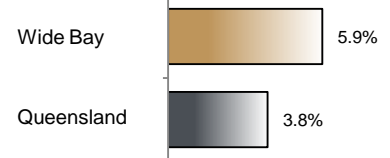
	Year ending			Annual change	
	Jan 22	Dec 22	Jan 23	persons	%
	— persons —			persons	%
Total employed	119,400	126,400	127,500	8,100	6.8
Total unemployed	9,000	7,700	8,000	-1,000	-11.0
Total labour force	128,400	134,200	135,400	7,100	5.5
Not in the labour force	132,500	134,000	133,400	900	0.7
Total persons 15+	260,900	268,100	268,900	8,000	3.1
Participation rate (%)	49.2	50.0	50.4	..	1.2 (a)
Unemployment rate (%)	7.0	5.8	5.9	..	-1.1 (a)

(a) Percentage point change.

Employment growth, annual



Unemployment rate



Key data

Employment (annual change)..... ↑ 6.8%
 Unemployment rate 5.9%
 Unemployment rate (annual change) ↓ 1.1 ppt
 Participation rate 50.4%

ppt = percentage point

Main findings

Note: Due to the high standard errors associated with regional labour force survey data, the ABS and QGSO recommend using 12-month averages to reduce the volatility of the underlying original data. All data in this brief are based on 12-month moving averages.

- The number of employed persons in Wide Bay SA4 in January 2023 was 127,500 persons, an increase of 8,100 employed persons, or 6.8% over the year (Figure 1).
- The unemployment rate in Wide Bay SA4 in January 2023 was 5.9 per cent, a decrease of 1.1 percentage points over the year. The unemployment rate for this area was the fourth-highest of all 19 SA4s within Queensland (Figure 2).
- The participation rate in Wide Bay SA4 in January 2023 was 50.4 per cent, an increase of 1.2 percentage points over the year (Table 1).

SA4 = Statistical Area Level 4 (ASGS 2016 edition)

Notes (refer to website for more detailed notes):

Data for Queensland as a whole are provided for reference purposes only.

The labour force statistics presented in this brief are on a sample basis and will include a sampling error.

Totals may differ due to rounding. Figures are rounded to nearest 100 persons. Calculations are based on pre-rounded figures.

Figure 1 Annual change in employment, Wide Bay SA4

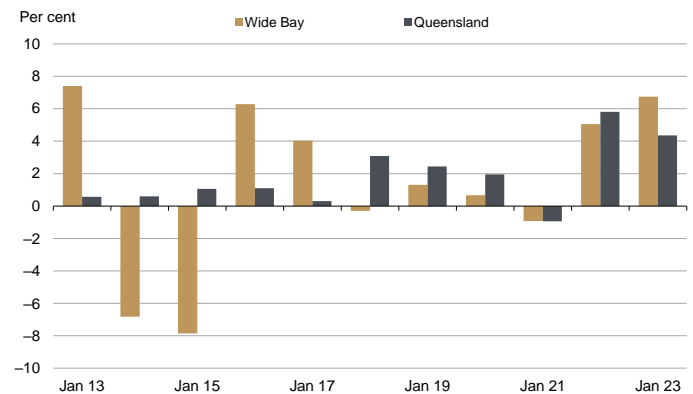


Figure 2 Unemployment rate by SA4, January 2023

