

# Regional labour force – Central Queensland SA4, Feb 23

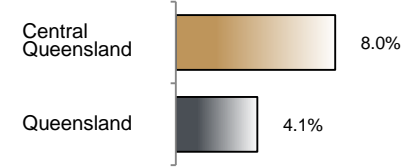
Source: ABS, *Labour force, Australia, detailed*, released 23 March 2023, 10:30 am (AEST)

**Table 1 Labour force status, Central Queensland SA4**

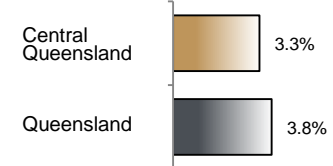
	Year ending			Annual change	
	Feb 22	Jan 23	Feb 23	persons	%
	— persons —			persons	%
Total employed	117,800	126,300	127,200	9,400	8.0
Total unemployed	6,400	4,300	4,400	-2,000	-31.8
Total labour force	124,200	130,600	131,600	7,400	6.0
Not in the labour force	59,000	56,100	55,500	-3,500	-6.0
Total persons 15+	183,200	186,700	187,000	3,900	2.1
Participation rate (%)	67.8	69.9	70.3	..	2.6 (a)
Unemployment rate (%)	5.1	3.3	3.3	..	-1.8 (a)

(a) Percentage point change.

**Employment growth, annual**



**Unemployment rate**



## Key data

Employment (annual change)..... ↑ 8.0%  
 Unemployment rate ..... 3.3%  
 Unemployment rate (annual change) ..... ↓ 1.8 ppt  
 Participation rate..... 70.3%

ppt = percentage point

## Main findings

Note: Due to the high standard errors associated with regional labour force survey data, the ABS and QGSO recommend using 12-month averages to reduce the volatility of the underlying original data. All data in this brief are based on 12-month moving averages.

- The number of employed persons in Central Queensland SA4 in February 2023 was 127,200 persons, an increase of 9,400 employed persons, or 8.0% over the year (Figure 1).
- The unemployment rate in Central Queensland SA4 in February 2023 was 3.3 per cent, a decrease of 1.8 percentage points over the year. The unemployment rate for this area was the tenth-lowest of all 19 SA4s within Queensland (Figure 2).
- The participation rate in Central Queensland SA4 in February 2023 was 70.3 per cent, an increase of 2.6 percentage points over the year (Table 1).

SA4 = Statistical Area Level 4 (ASGS 2011 edition)

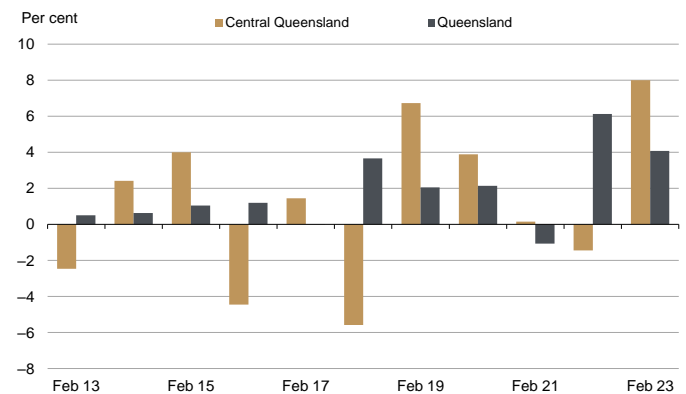
Notes (refer to website for more detailed notes):

Data for Queensland as a whole are provided for reference purposes only.

The labour force statistics presented in this brief are on a sample basis and will include a sampling error.

Totals may differ due to rounding. Figures are rounded to nearest 100 persons. Calculations are based on pre-rounded figures.

**Figure 1 Annual change in employment, Central Queensland SA4**



**Figure 2 Unemployment rate by SA4, February 2023**

