

Regional labour force – Ipswich SA4, Feb 23

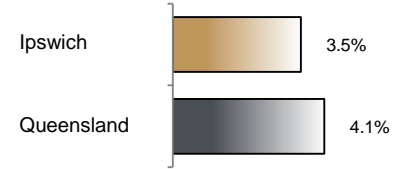
Source: ABS, *Labour force, Australia, detailed*, released 23 March 2023, 10:30 am (AEST)

Table 1 Labour force status, Ipswich SA4

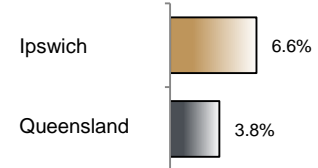
	Year ending			Annual change	
	Feb 22	Jan 23	Feb 23	persons	%
	— persons —				
Total employed	181,500	187,200	187,800	6,300	3.5
Total unemployed	14,000	13,200	13,300	-700	-5.0
Total labour force	195,500	200,400	201,100	5,600	2.9
Not in the labour force	93,700	97,700	97,900	4,200	4.5
Total persons 15+	289,100	298,100	298,900	9,800	3.4
Participation rate (%)	67.6	67.2	67.3	..	-0.3 (a)
Unemployment rate (%)	7.2	6.6	6.6	..	-0.5 (a)

(a) Percentage point change.

Employment growth, annual



Unemployment rate



Key data

Employment (annual change)..... ↑ 3.5%
 Unemployment rate 6.6%
 Unemployment rate (annual change) ↓ 0.5 ppt
 Participation rate..... 67.3%

ppt = percentage point

Main findings

Note: Due to the high standard errors associated with regional labour force survey data, the ABS and QGSO recommend using 12-month averages to reduce the volatility of the underlying original data. All data in this brief are based on 12-month moving averages.

- The number of employed persons in Ipswich SA4 in February 2023 was 187,800 persons, an increase of 6,300 employed persons, or 3.5% over the year (Figure 1).
- The unemployment rate in Ipswich SA4 in February 2023 was 6.6 per cent, a decrease of 0.5 percentage point over the year. The unemployment rate for this area was the second-highest of all 19 SA4s within Queensland (Figure 2).
- The participation rate in Ipswich SA4 in February 2023 was 67.3 per cent, a decrease of 0.3 percentage point over the year (Table 1).

SA4 = Statistical Area Level 4 (ASGS 2011 edition)

Notes (refer to website for more detailed notes):

Data for Queensland as a whole are provided for reference purposes only.

The labour force statistics presented in this brief are on a sample basis and will include a sampling error.

Totals may differ due to rounding. Figures are rounded to nearest 100 persons. Calculations are based on pre-rounded figures.

Figure 1 Annual change in employment, Ipswich SA4

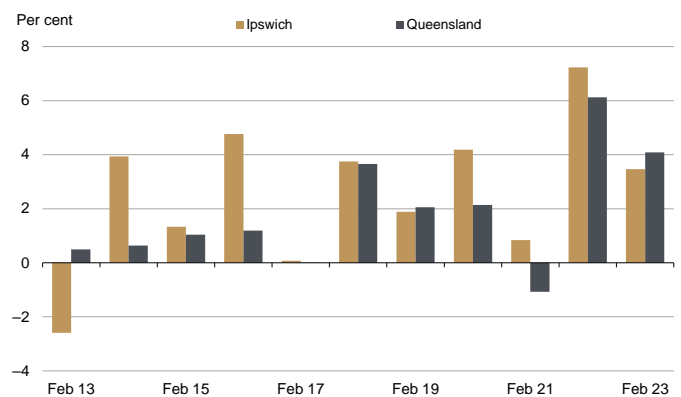


Figure 2 Unemployment rate by SA4, February 2023

