

Regional labour force – Logan - Beaudesert SA4, Feb 23

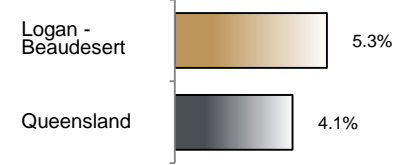
Source: ABS, *Labour force, Australia, detailed*, released 23 March 2023, 10:30 am (AEST)

Table 1 Labour force status, Logan - Beaudesert SA4

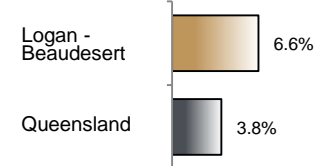
	Year ending			Annual change	
	Feb 22	Jan 23	Feb 23	persons	%
	— persons —			persons	%
Total employed	171,900	181,500	181,000	9,100	5.3
Total unemployed	15,100	12,400	12,800	-2,300	-15.5
Total labour force	187,000	194,000	193,800	6,800	3.6
Not in the labour force	97,700	98,900	99,900	2,100	2.2
Total persons 15+	284,700	292,800	293,600	8,900	3.1
Participation rate (%)	65.7	66.2	66.0	..	0.3 (a)
Unemployment rate (%)	8.1	6.4	6.6	..	-1.5 (a)

(a) Percentage point change.

Employment growth, annual



Unemployment rate



Key data

Employment (annual change)..... ↑ 5.3%
 Unemployment rate 6.6%
 Unemployment rate (annual change) ↓ 1.5 ppt
 Participation rate..... 66.0%

ppt = percentage point

Main findings

Note: Due to the high standard errors associated with regional labour force survey data, the ABS and QGSO recommend using 12-month averages to reduce the volatility of the underlying original data. All data in this brief are based on 12-month moving averages.

- The number of employed persons in Logan - Beaudesert SA4 in February 2023 was 181,000 persons, an increase of 9,100 employed persons, or 5.3% over the year (Figure 1).
- The unemployment rate in Logan - Beaudesert SA4 in February 2023 was 6.6 per cent, a decrease of 1.5 percentage points over the year. The unemployment rate for this area was the third-highest of all 19 SA4s within Queensland (Figure 2).
- The participation rate in Logan - Beaudesert SA4 in February 2023 was 66.0 per cent, an increase of 0.3 percentage point over the year (Table 1).

SA4 = Statistical Area Level 4 (ASGS 2011 edition)

Notes (refer to website for more detailed notes):

Data for Queensland as a whole are provided for reference purposes only.

The labour force statistics presented in this brief are on a sample basis and will include a sampling error.

Totals may differ due to rounding. Figures are rounded to nearest 100 persons. Calculations are based on pre-rounded figures.

Figure 1 Annual change in employment, Logan - Beaudesert SA4

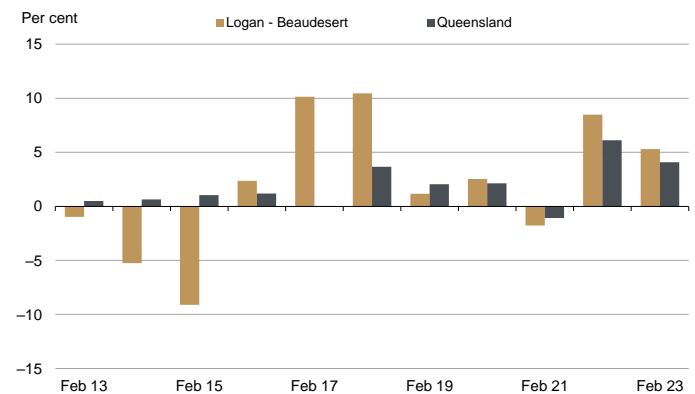


Figure 2 Unemployment rate by SA4, February 2023

