

Regional labour force – Mackay - Isaac - Whitsunday SA4, Feb 23

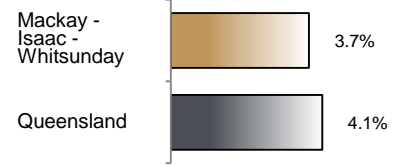
Source: ABS, *Labour force, Australia, detailed*, released 23 March 2023, 10:30 am (AEST)

Table 1 Labour force status, Mackay - Isaac - Whitsunday SA4

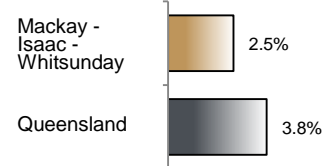
| | Year ending | | | Annual change | |
|-------------------------|-------------|---------|---------|---------------|---------|
| | Feb 22 | Jan 23 | Feb 23 | persons | % |
| | — persons — | | | persons | % |
| Total employed | 103,500 | 108,300 | 107,300 | 3,900 | 3.7 |
| Total unemployed | 2,500 | 2,400 | 2,800 | 200 | 9.5 |
| Total labour force | 106,000 | 110,700 | 110,100 | 4,100 | 3.9 |
| Not in the labour force | 41,700 | 41,100 | 42,000 | 300 | 0.6 |
| Total persons 15+ | 147,800 | 151,700 | 152,100 | 4,400 | 3.0 |
| Participation rate (%) | 71.7 | 72.9 | 72.4 | .. | 0.6 (a) |
| Unemployment rate (%) | 2.4 | 2.2 | 2.5 | .. | 0.1 (a) |

(a) Percentage point change.

Employment growth, annual



Unemployment rate



Key data

Employment (annual change)..... ↑ 3.7%
 Unemployment rate 2.5%
 Unemployment rate (annual change) ↑ 0.1 ppt
 Participation rate..... 72.4%

ppt = percentage point

Main findings

Note: Due to the high standard errors associated with regional labour force survey data, the ABS and QGSO recommend using 12-month averages to reduce the volatility of the underlying original data.

All data in this brief are based on 12-month moving averages.

- The number of employed persons in Mackay - Isaac - Whitsunday SA4 in February 2023 was 107,300 persons, an increase of 3,900 employed persons, or 3.7% over the year (Figure 1).
- The unemployment rate in Mackay - Isaac - Whitsunday SA4 in February 2023 was 2.5 per cent, an increase of 0.1 percentage point over the year. The unemployment rate for this area was the fifth-lowest of all 19 SA4s within Queensland (Figure 2).
- The participation rate in Mackay - Isaac - Whitsunday SA4 in February 2023 was 72.4 per cent, an increase of 0.6 percentage point over the year (Table 1).

SA4 = Statistical Area Level 4 (ASGS 2011 edition)

Notes (refer to website for more detailed notes):

Data for Queensland as a whole are provided for reference purposes only.

The labour force statistics presented in this brief are on a sample basis and will include a sampling error.

Totals may differ due to rounding. Figures are rounded to nearest 100 persons. Calculations are based on pre-rounded figures.

Figure 1 Annual change in employment, Mackay - Isaac - Whitsunday SA4

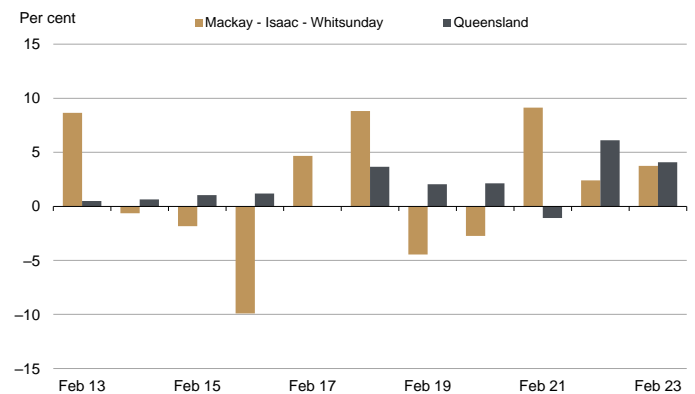


Figure 2 Unemployment rate by SA4, February 2023

