

# Regional labour force – Moreton Bay - South SA4, Feb 23

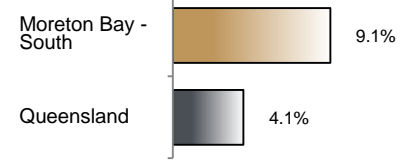
Source: ABS, *Labour force, Australia, detailed*, released 23 March 2023, 10:30 am (AEST)

**Table 1 Labour force status, Moreton Bay - South SA4**

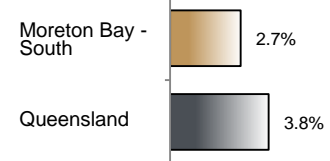
	Year ending			Annual change	
	Feb 22	Jan 23	Feb 23	persons	%
	— persons —			persons	%
Total employed	115,100	124,800	125,600	10,500	9.1
Total unemployed	6,100	3,500	3,500	-2,600	-42.0
Total labour force	121,200	128,200	129,100	8,000	6.6
Not in the labour force	50,900	48,200	47,700	-3,200	-6.2
Total persons 15+	172,100	176,400	176,900	4,800	2.8
Participation rate (%)	70.4	72.7	73.0	..	2.6 (a)
Unemployment rate (%)	5.0	2.7	2.7	..	-2.3 (a)

(a) Percentage point change.

**Employment growth, annual**



**Unemployment rate**



## Key data

Employment (annual change)..... ↑ 9.1%  
 Unemployment rate ..... 2.7%  
 Unemployment rate (annual change) ..... ↓ 2.3 ppt  
 Participation rate..... 73.0%

ppt = percentage point

## Main findings

Note: Due to the high standard errors associated with regional labour force survey data, the ABS and QGSO recommend using 12-month averages to reduce the volatility of the underlying original data.

All data in this brief are based on 12-month moving averages.

- The number of employed persons in Moreton Bay - South SA4 in February 2023 was 125,600 persons, an increase of 10,500 employed persons, or 9.1% over the year (Figure 1).
- The unemployment rate in Moreton Bay - South SA4 in February 2023 was 2.7 per cent, a decrease of 2.3 percentage points over the year. The unemployment rate for this area was the seventh-lowest of all 19 SA4s within Queensland (Figure 2).
- The participation rate in Moreton Bay - South SA4 in February 2023 was 73.0 per cent, an increase of 2.6 percentage points over the year (Table 1).

SA4 = Statistical Area Level 4 (ASGS 2011 edition)

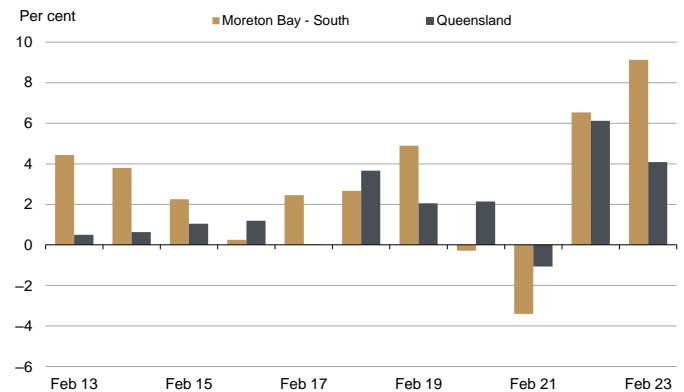
Notes (refer to website for more detailed notes):

Data for Queensland as a whole are provided for reference purposes only.

The labour force statistics presented in this brief are on a sample basis and will include a sampling error.

Totals may differ due to rounding. Figures are rounded to nearest 100 persons. Calculations are based on pre-rounded figures.

**Figure 1 Annual change in employment, Moreton Bay - South SA4**



**Figure 2 Unemployment rate by SA4, February 2023**

