

# Regional labour force – Townsville SA4, Feb 23

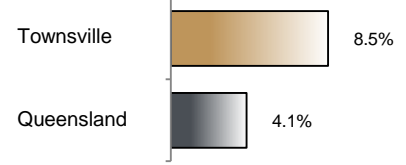
Source: ABS, *Labour force, Australia, detailed*, released 23 March 2023, 10:30 am (AEST)

**Table 1 Labour force status, Townsville SA4**

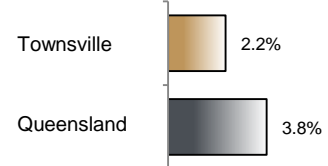
	Year ending			Annual change	
	Feb 22	Jan 23	Feb 23	persons	%
	— persons —			persons	%
Total employed	120,500	130,200	130,700	10,300	8.5
Total unemployed	4,900	3,100	2,900	-1,900	-39.6
Total labour force	125,400	133,200	133,700	8,300	6.6
Not in the labour force	61,700	57,200	57,100	-4,600	-7.4
Total persons 15+	187,100	190,500	190,800	3,700	2.0
Participation rate (%)	67.0	70.0	70.1	..	3.1 (a)
Unemployment rate (%)	3.9	2.3	2.2	..	-1.7 (a)

(a) Percentage point change.

**Employment growth, annual**



**Unemployment rate**



## Key data

Employment (annual change)..... ↑ 8.5%  
 Unemployment rate ..... 2.2%  
 Unemployment rate (annual change) ..... ↓ 1.7 ppt  
 Participation rate..... 70.1%

ppt = percentage point

## Main findings

Note: Due to the high standard errors associated with regional labour force survey data, the ABS and QGSO recommend using 12-month averages to reduce the volatility of the underlying original data. All data in this brief are based on 12-month moving averages.

- The number of employed persons in Townsville SA4 in February 2023 was 130,700 persons, an increase of 10,300 employed persons, or 8.5% over the year (Figure 1).
- The unemployment rate in Townsville SA4 in February 2023 was 2.2 per cent, a decrease of 1.7 percentage points over the year. The unemployment rate for this area was the second-lowest of all 19 SA4s within Queensland (Figure 2).
- The participation rate in Townsville SA4 in February 2023 was 70.1 per cent, an increase of 3.1 percentage points over the year (Table 1).

SA4 = Statistical Area Level 4 (ASGS 2011 edition)

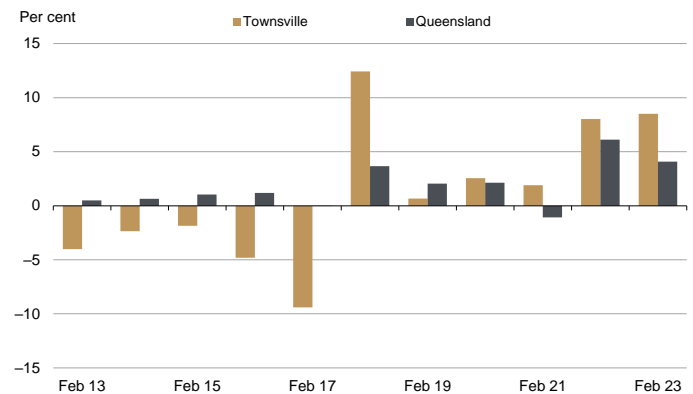
Notes (refer to website for more detailed notes):

Data for Queensland as a whole are provided for reference purposes only.

The labour force statistics presented in this brief are on a sample basis and will include a sampling error.

Totals may differ due to rounding. Figures are rounded to nearest 100 persons. Calculations are based on pre-rounded figures.

**Figure 1 Annual change in employment, Townsville SA4**



**Figure 2 Unemployment rate by SA4, February 2023**

