

# Regional labour force – Wide Bay SA4, Feb 23

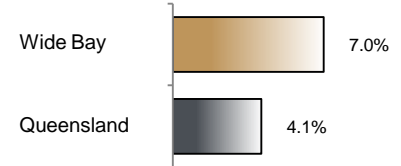
Source: ABS, *Labour force, Australia, detailed*, released 23 March 2023, 10:30 am (AEST)

**Table 1 Labour force status, Wide Bay SA4**

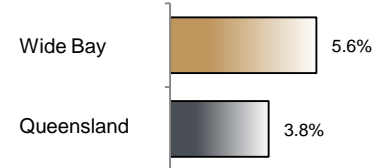
	Year ending			Annual change	
	Feb 22	Jan 23	Feb 23	persons	%
	— persons —			persons	%
Total employed	119,700	127,500	128,100	8,400	7.0
Total unemployed	9,000	8,000	7,500	-1,500	-16.4
Total labour force	128,700	135,500	135,600	6,900	5.4
Not in the labour force	132,800	133,300	133,900	1,100	0.8
Total persons 15+	261,500	268,800	269,500	8,000	3.1
Participation rate (%)	49.2	50.4	50.3	..	1.1 (a)
Unemployment rate (%)	7.0	5.9	5.6	..	-1.4 (a)

(a) Percentage point change.

**Employment growth, annual**



**Unemployment rate**



## Key data

Employment (annual change)..... ↑ 7.0%  
 Unemployment rate ..... 5.6%  
 Unemployment rate (annual change) ..... ↓ 1.4 ppt  
 Participation rate..... 50.3%

ppt = percentage point

## Main findings

Note: Due to the high standard errors associated with regional labour force survey data, the ABS and QGSO recommend using 12-month averages to reduce the volatility of the underlying original data. All data in this brief are based on 12-month moving averages.

- The number of employed persons in Wide Bay SA4 in February 2023 was 128,100 persons, an increase of 8,400 employed persons, or 7.0% over the year (Figure 1).
- The unemployment rate in Wide Bay SA4 in February 2023 was 5.6 per cent, a decrease of 1.4 percentage points over the year. The unemployment rate for this area was the fourth-highest of all 19 SA4s within Queensland (Figure 2).
- The participation rate in Wide Bay SA4 in February 2023 was 50.3 per cent, an increase of 1.1 percentage points over the year (Table 1).

SA4 = Statistical Area Level 4 (ASGS 2011 edition)

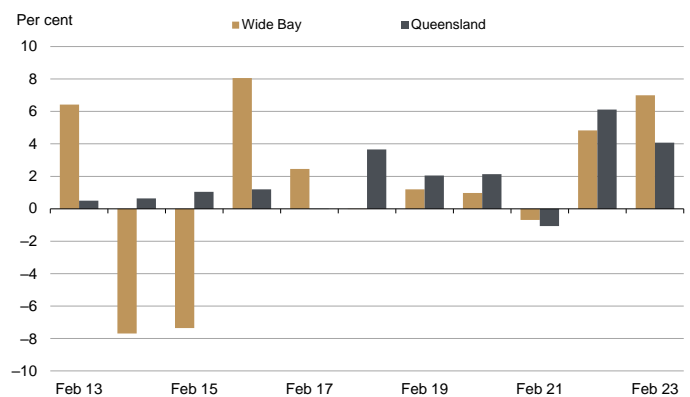
Notes (refer to website for more detailed notes):

Data for Queensland as a whole are provided for reference purposes only.

The labour force statistics presented in this brief are on a sample basis and will include a sampling error.

Totals may differ due to rounding. Figures are rounded to nearest 100 persons. Calculations are based on pre-rounded figures.

**Figure 1 Annual change in employment, Wide Bay SA4**



**Figure 2 Unemployment rate by SA4, February 2023**

