

Regional labour force – Cairns SA4, Nov 23

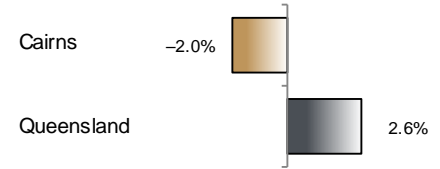
Source: ABS, *Labour force, Australia, detailed*, released 21 December 2023, 10:30 am (AEST)

Table 1 Labour force status, Cairns SA4

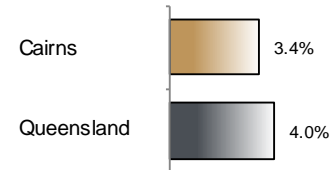
	Year ending			Annual change	
	Nov 22	Oct 23	Nov 23	persons	%
	— persons —				
Total employed	142,400	139,200	139,600	-2,800	-2.0
Total unemployed	6,000	4,600	4,800	-1,100	-19.1
Total labour force	148,400	143,800	144,400	-3,900	-2.6
Not in the labour force	63,300	72,800	72,600	9,400	14.8
Total persons 15+	211,600	216,600	217,100	5,500	2.6
Participation rate (%)	70.1	66.4	66.5	..	-3.6 (a)
Unemployment rate (%)	4.0	3.2	3.4	..	-0.7 (a)

(a) Percentage point change.

Employment growth, annual



Unemployment rate



Key data

Employment (annual change)..... ↓ 2.0%
 Unemployment rate 3.4%
 Unemployment rate (annual change) ↓ 0.7 ppt
 Participation rate..... 66.5%

ppt = percentage point

Main findings

Note: Due to the high standard errors associated with regional labour force survey data, the ABS and QGSO recommend using 12-month averages to reduce the volatility of the underlying original data.

All data in this brief are based on 12-month moving averages.

- The number of employed persons in Cairns SA4 in November 2023 was 139,600 persons, a decrease of 2,800 employed persons, or 2.0% over the year (Figure 1).
- The unemployment rate in Cairns SA4 in November 2023 was 3.4 per cent, a decrease of 0.7 percentage point over the year. The unemployment rate for this area was the sixth-lowest of all 19 SA4s within Queensland (Figure 2).
- The participation rate in Cairns SA4 in November 2023 was 66.5 per cent, a decrease of 3.6 percentage points over the year (Table 1).

SA4 = Statistical Area Level 4 (ASGS 2016 edition)

Notes (refer to website for more detailed notes):

Data for Queensland as a whole are provided for reference purposes only.

The labour force statistics presented in this brief are on a sample basis and will include a sampling error.

Totals may differ due to rounding. Figures are rounded to nearest 100 persons. Calculations are based on pre-rounded figures.

Figure 1 Annual change in employment, Cairns SA4

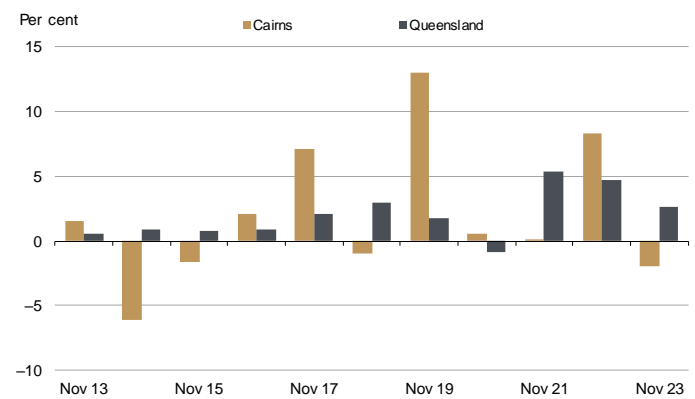


Figure 2 Unemployment rate by SA4, November 2023

