

Regional labour force – Central Queensland SA4, Nov 23

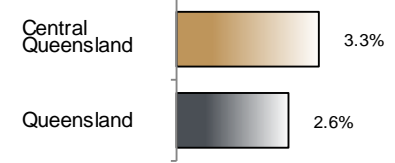
Source: ABS, *Labour force, Australia, detailed*, released 21 December 2023, 10:30 am (AEST)

Table 1 Labour force status, Central Queensland SA4

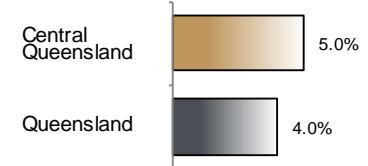
	Year ending			Annual change	
	Nov 22	Oct 23	Nov 23	persons	%
	— persons —			persons	%
Total employed	121,900	126,500	126,000	4,000	3.3
Total unemployed	4,600	6,400	6,600	2,000	44.3
Total labour force	126,500	132,900	132,600	6,100	4.8
Not in the labour force	58,600	56,100	56,800	-1,800	-3.0
Total persons 15+	185,100	189,000	189,300	4,300	2.3
Participation rate (%)	68.4	70.3	70.0	..	1.7 (a)
Unemployment rate (%)	3.6	4.8	5.0	..	1.4 (a)

(a) Percentage point change.

Employment growth, annual



Unemployment rate



Key data

Employment (annual change)..... ↑ 3.3%
 Unemployment rate 5.0%
 Unemployment rate (annual change) ↑ 1.4 ppt
 Participation rate..... 70.0%

ppt = percentage point

Main findings

Note: Due to the high standard errors associated with regional labour force survey data, the ABS and QGSO recommend using 12-month averages to reduce the volatility of the underlying original data.

All data in this brief are based on 12-month moving averages.

- The number of employed persons in Central Queensland SA4 in November 2023 was 126,000 persons, an increase of 4,000 employed persons, or 3.3% over the year (Figure 1).
- The unemployment rate in Central Queensland SA4 in November 2023 was 5.0 per cent, an increase of 1.4 percentage points over the year. The unemployment rate for this area was the fourth-highest of all 19 SA4s within Queensland (Figure 2).
- The participation rate in Central Queensland SA4 in November 2023 was 70.0 per cent, an increase of 1.7 percentage points over the year (Table 1).

SA4 = Statistical Area Level 4 (ASGS 2016 edition)

Notes (refer to website for more detailed notes):

Data for Queensland as a whole are provided for reference purposes only.

The labour force statistics presented in this brief are on a sample basis and will include a sampling error.

Totals may differ due to rounding. Figures are rounded to nearest 100 persons. Calculations are based on pre-rounded figures.

Figure 1 Annual change in employment, Central Queensland SA4

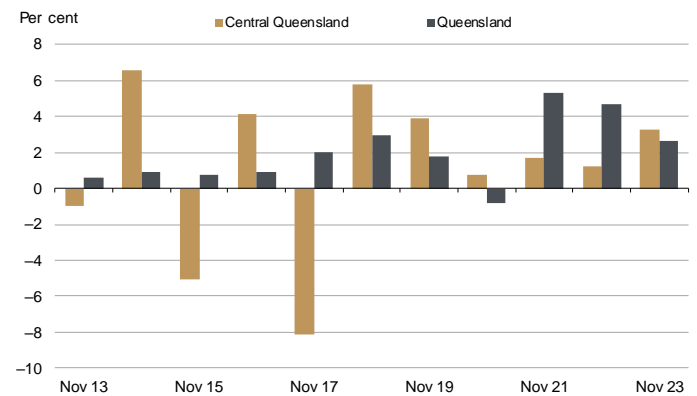


Figure 2 Unemployment rate by SA4, November 2023

