

Regional labour force – Logan - Beaudesert SA4, Nov 23

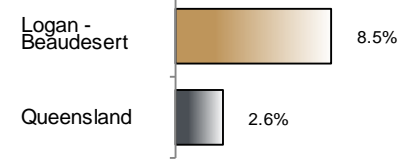
Source: ABS, *Labour force, Australia, detailed*, released 21 December 2023, 10:30 am (AEST)

Table 1 Labour force status, Logan - Beaudesert SA4

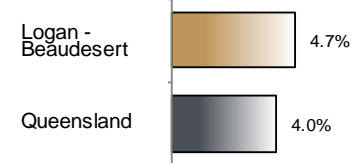
	Year ending			Annual change	
	Nov 22	Oct 23	Nov 23	persons	%
	— persons —			persons	%
Total employed	182,100	196,600	197,600	15,400	8.5
Total unemployed	12,900	9,700	9,800	-3,200	-24.5
Total labour force	195,100	206,300	207,300	12,300	6.3
Not in the labour force	97,600	97,800	97,900	300	0.3
Total persons 15+	292,600	304,100	305,200	12,600	4.3
Participation rate (%)	66.7	67.8	67.9	..	1.3 (a)
Unemployment rate (%)	6.6	4.7	4.7	..	-1.9 (a)

(a) Percentage point change.

Employment growth, annual



Unemployment rate



Key data

Employment (annual change)..... ↑ 8.5%
 Unemployment rate 4.7%
 Unemployment rate (annual change) ↓ 1.9 ppt
 Participation rate..... 67.9%

ppt = percentage point

Main findings

Note: Due to the high standard errors associated with regional labour force survey data, the ABS and QGSO recommend using 12-month averages to reduce the volatility of the underlying original data.

All data in this brief are based on 12-month moving averages.

- The number of employed persons in Logan - Beaudesert SA4 in November 2023 was 197,600 persons, an increase of 15,400 employed persons, or 8.5% over the year (Figure 1).
- The unemployment rate in Logan - Beaudesert SA4 in November 2023 was 4.7 per cent, a decrease of 1.9 percentage points over the year. The unemployment rate for this area was the fifth-highest of all 19 SA4s within Queensland (Figure 2).
- The participation rate in Logan - Beaudesert SA4 in November 2023 was 67.9 per cent, an increase of 1.3 percentage points over the year (Table 1).

SA4 = Statistical Area Level 4 (ASGS 2016 edition)

Notes (refer to website for more detailed notes):

Data for Queensland as a whole are provided for reference purposes only.

The labour force statistics presented in this brief are on a sample basis and will include a sampling error.

Totals may differ due to rounding. Figures are rounded to nearest 100 persons. Calculations are based on pre-rounded figures.

Figure 1 Annual change in employment, Logan - Beaudesert SA4

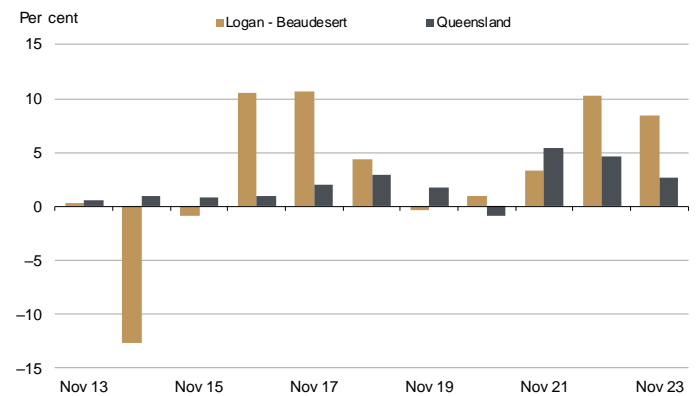


Figure 2 Unemployment rate by SA4, November 2023

