

Regional labour force – Mackay - Isaac - Whitsunday SA4, Nov 23

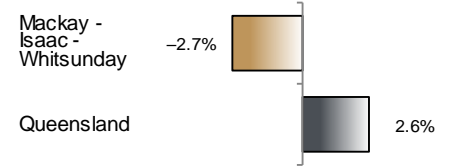
Source: ABS, *Labour force, Australia, detailed*, released 21 December 2023, 10:30 am (AEST)

Table 1 Labour force status, Mackay - Isaac - Whitsunday SA4

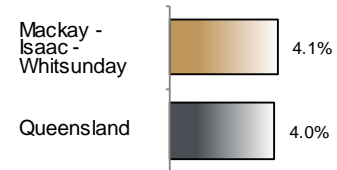
	Year ending			Annual change	
	Nov 22	Oct 23	Nov 23	persons	%
	— persons —			persons	%
Total employed	107,100	104,200	104,300	-2,900	-2.7
Total unemployed	2,300	4,000	4,500	2,200	95.4
Total labour force	109,500	108,200	108,800	-700	-0.6
Not in the labour force	40,000	44,900	44,700	4,600	11.6
Total persons 15+	149,500	153,100	153,400	4,000	2.6
Participation rate (%)	73.2	70.7	70.9	..	-2.3 (a)
Unemployment rate (%)	2.1	3.7	4.1	..	2.0 (a)

(a) Percentage point change.

Employment growth, annual



Unemployment rate



Key data

Employment (annual change)..... ↓ 2.7%
 Unemployment rate 4.1%
 Unemployment rate (annual change) ↑ 2.0 ppt
 Participation rate..... 70.9%

ppt = percentage point

Main findings

Note: Due to the high standard errors associated with regional labour force survey data, the ABS and QGSO recommend using 12-month averages to reduce the volatility of the underlying original data.

All data in this brief are based on 12-month moving averages.

- The number of employed persons in Mackay - Isaac - Whitsunday SA4 in November 2023 was 104,300 persons, a decrease of 2,900 employed persons, or 2.7% over the year (Figure 1).
- The unemployment rate in Mackay - Isaac - Whitsunday SA4 in November 2023 was 4.1 per cent, an increase of 2.0 percentage points over the year. The unemployment rate for this area was the eighth-highest of all 19 SA4s within Queensland (Figure 2).
- The participation rate in Mackay - Isaac - Whitsunday SA4 in November 2023 was 70.9 per cent, a decrease of 2.3 percentage points over the year (Table 1).

SA4 = Statistical Area Level 4 (ASGS 2016 edition)

Notes (refer to website for more detailed notes):

Data for Queensland as a whole are provided for reference purposes only.

The labour force statistics presented in this brief are on a sample basis and will include a sampling error.

Totals may differ due to rounding. Figures are rounded to nearest 100 persons. Calculations are based on pre-rounded figures.

Figure 1 Annual change in employment, Mackay - Isaac - Whitsunday SA4

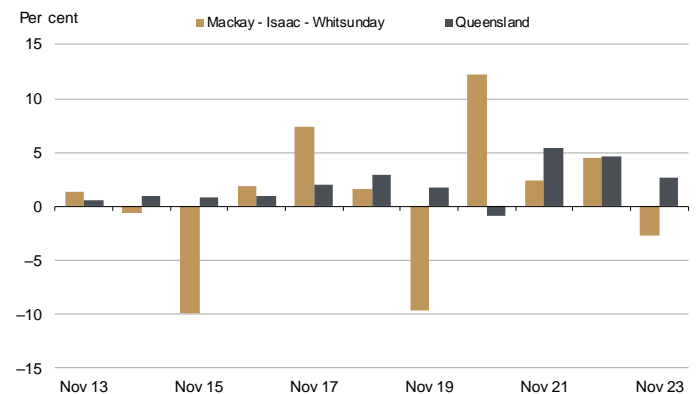


Figure 2 Unemployment rate by SA4, November 2023

