

# Regional labour force – Moreton Bay - North SA4, Nov 23

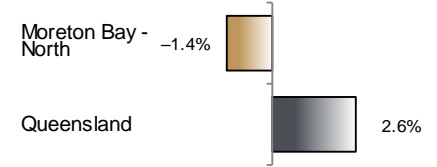
Source: ABS, *Labour force, Australia, detailed*, released 21 December 2023, 10:30 am (AEST)

**Table 1 Labour force status, Moreton Bay - North SA4**

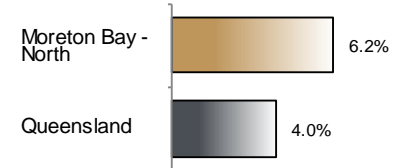
	Year ending			Annual change	
	Nov 22	Oct 23	Nov 23	persons	%
	— persons —			persons	%
Total employed	122,000	120,000	120,300	-1,700	-1.4
Total unemployed	7,000	7,600	7,900	900	13.0
Total labour force	128,900	127,600	128,100	-800	-0.6
Not in the labour force	97,200	106,400	106,600	9,400	9.7
Total persons 15+	226,100	234,000	234,700	8,600	3.8
Participation rate (%)	57.0	54.5	54.6	..	-2.4 (a)
Unemployment rate (%)	5.4	5.9	6.2	..	0.7 (a)

(a) Percentage point change.

**Employment growth, annual**



**Unemployment rate**



## Key data

Employment (annual change)..... ↓ 1.4%  
 Unemployment rate ..... 6.2%  
 Unemployment rate (annual change) ..... ↑ 0.7 ppt  
 Participation rate..... 54.6%

ppt = percentage point

## Main findings

Note: Due to the high standard errors associated with regional labour force survey data, the ABS and QGSO recommend using 12-month averages to reduce the volatility of the underlying original data.

All data in this brief are based on 12-month moving averages.

- The number of employed persons in Moreton Bay - North SA4 in November 2023 was 120,300 persons, a decrease of 1,700 employed persons, or 1.4% over the year (Figure 1).
- The unemployment rate in Moreton Bay - North SA4 in November 2023 was 6.2 per cent, an increase of 0.7 percentage point over the year. The unemployment rate for this area was the third-highest of all 19 SA4s within Queensland (Figure 2).
- The participation rate in Moreton Bay - North SA4 in November 2023 was 54.6 per cent, a decrease of 2.4 percentage points over the year (Table 1).

SA4 = Statistical Area Level 4 (ASGS 2016 edition)

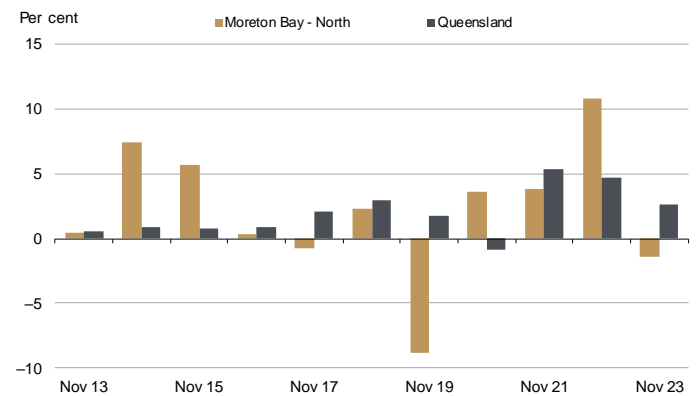
Notes (refer to website for more detailed notes):

Data for Queensland as a whole are provided for reference purposes only.

The labour force statistics presented in this brief are on a sample basis and will include a sampling error.

Totals may differ due to rounding. Figures are rounded to nearest 100 persons. Calculations are based on pre-rounded figures.

**Figure 1 Annual change in employment, Moreton Bay - North SA4**



**Figure 2 Unemployment rate by SA4, November 2023**

