

Regional labour force – Central Queensland SA4, Dec 23

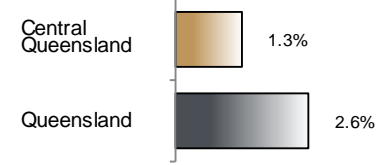
Source: ABS, *Labour force, Australia, detailed*, released 25 January 2024, 10:30 am (AEST)

Table 1 Labour force status, Central Queensland SA4

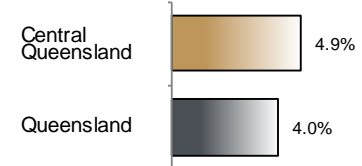
	Year ending			Annual change	
	Dec 22	Nov 23	Dec 23	persons	%
	— persons —			persons	%
Total employed	123,700	126,000	125,300	1,600	1.3
Total unemployed	4,300	6,600	6,500	2,200	49.7
Total labour force	128,000	132,600	131,800	3,800	2.9
Not in the labour force	57,400	56,800	57,900	600	1.0
Total persons 15+	185,400	189,300	189,700	4,400	2.4
Participation rate (%)	69.1	70.0	69.5	..	0.4 (a)
Unemployment rate (%)	3.4	5.0	4.9	..	1.5 (a)

(a) Percentage point change.

Employment growth, annual



Unemployment rate



Key data

Employment (annual change)..... ↑ 1.3%
 Unemployment rate 4.9%
 Unemployment rate (annual change) ↑ 1.5 ppt
 Participation rate..... 69.5%

ppt = percentage point

Main findings

Note: Due to the high standard errors associated with regional labour force survey data, the ABS and QGSO recommend using 12-month averages to reduce the volatility of the underlying original data.

All data in this brief are based on 12-month moving averages.

- The number of employed persons in Central Queensland SA4 in December 2023 was 125,300 persons, an increase of 1,600 employed persons, or 1.3% over the year (Figure 1).
- The unemployment rate in Central Queensland SA4 in December 2023 was 4.9 per cent, an increase of 1.5 percentage points over the year. The unemployment rate for this area was the fourth-highest of all 19 SA4s within Queensland (Figure 2).
- The participation rate in Central Queensland SA4 in December 2023 was 69.5 per cent, an increase of 0.4 percentage point over the year (Table 1).

SA4 = Statistical Area Level 4 (ASGS 2016 edition)

Notes (refer to website for more detailed notes):

Data for Queensland as a whole are provided for reference purposes only.

The labour force statistics presented in this brief are on a sample basis and will include a sampling error.

Totals may differ due to rounding. Figures are rounded to nearest 100 persons. Calculations are based on pre-rounded figures.

Figure 1 Annual change in employment, Central Queensland SA4

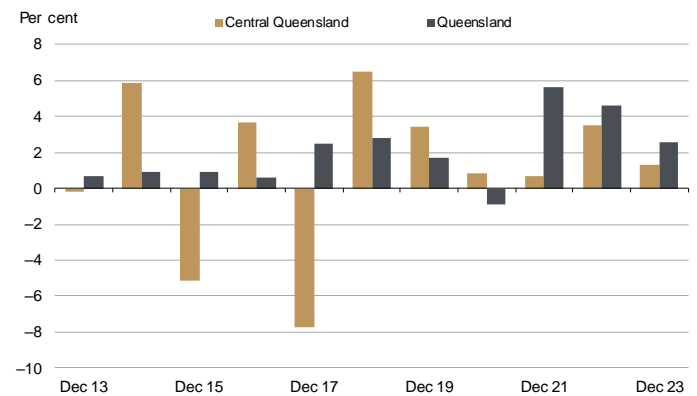


Figure 2 Unemployment rate by SA4, December 2023

