

Regional labour force – Ipswich SA4, Dec 23

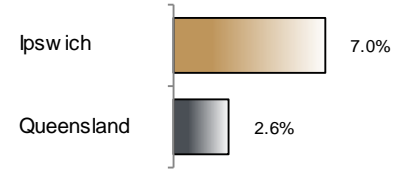
Source: ABS, *Labour force, Australia, detailed*, released 25 January 2024, 10:30 am (AEST)

Table 1 Labour force status, Ipswich SA4

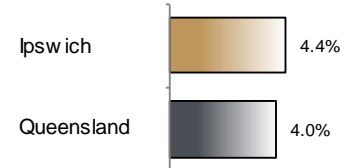
	Year ending			Annual change	
	Dec 22	Nov 23	Dec 23	persons	%
	— persons —				
Total employed	187,100	199,100	200,300	13,200	7.0
Total unemployed	13,000	9,400	9,300	-3,700	-28.3
Total labour force	200,100	208,500	209,600	9,500	4.8
Not in the labour force	97,300	100,300	100,200	2,900	2.9
Total persons 15+	297,500	308,800	309,800	12,400	4.2
Participation rate (%)	67.3	67.5	67.7	..	0.4 (a)
Unemployment rate (%)	6.5	4.5	4.4	..	-2.0 (a)

(a) Percentage point change.

Employment growth, annual



Unemployment rate



Key data

Employment (annual change)..... ↑ 7.0%
 Unemployment rate 4.4%
 Unemployment rate (annual change) ↓ 2.0 ppt
 Participation rate..... 67.7%

ppt = percentage point

Main findings

Note: Due to the high standard errors associated with regional labour force survey data, the ABS and QGSO recommend using 12-month averages to reduce the volatility of the underlying original data.

All data in this brief are based on 12-month moving averages.

- The number of employed persons in Ipswich SA4 in December 2023 was 200,300 persons, an increase of 13,200 employed persons, or 7.0% over the year (Figure 1).
- The unemployment rate in Ipswich SA4 in December 2023 was 4.4 per cent, a decrease of 2.0 percentage points over the year. The unemployment rate for this area was the seventh-highest of all 19 SA4s within Queensland (Figure 2).
- The participation rate in Ipswich SA4 in December 2023 was 67.7 per cent, an increase of 0.4 percentage point over the year (Table 1).

SA4 = Statistical Area Level 4 (ASGS 2016 edition)

Notes (refer to website for more detailed notes):

Data for Queensland as a whole are provided for reference purposes only.

The labour force statistics presented in this brief are on a sample basis and will include a sampling error.

Totals may differ due to rounding. Figures are rounded to nearest 100 persons. Calculations are based on pre-rounded figures.

Figure 1 Annual change in employment, Ipswich SA4

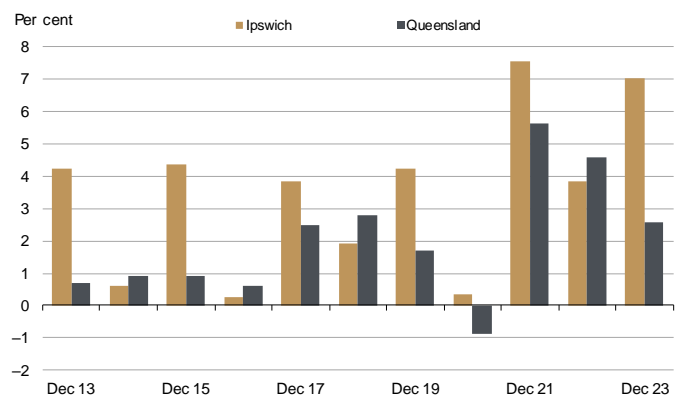


Figure 2 Unemployment rate by SA4, December 2023

