

Regional labour force – Mackay - Isaac - Whitsunday SA4, Dec 23

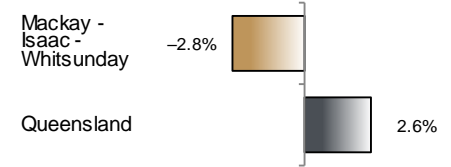
Source: ABS, *Labour force, Australia, detailed*, released 25 January 2024, 10:30 am (AEST)

Table 1 Labour force status, Mackay - Isaac - Whitsunday SA4

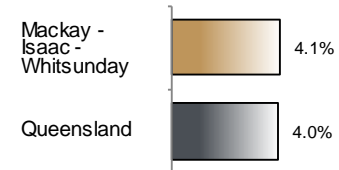
	Year ending			Annual change	
	Dec 22	Nov 23	Dec 23	persons	%
	— persons —			persons	%
Total employed	107,300	104,300	104,400	-3,000	-2.8
Total unemployed	2,400	4,500	4,500	2,000	83.6
Total labour force	109,700	108,800	108,800	-900	-0.8
Not in the labour force	40,100	44,700	45,000	4,900	12.4
Total persons 15+	149,800	153,400	153,800	4,000	2.7
Participation rate (%)	73.3	70.9	70.7	..	-2.5 (a)
Unemployment rate (%)	2.2	4.1	4.1	..	1.9 (a)

(a) Percentage point change.

Employment growth, annual



Unemployment rate



Key data

Employment (annual change)..... ↓ 2.8%
 Unemployment rate 4.1%
 Unemployment rate (annual change) ↑ 1.9 ppt
 Participation rate..... 70.7%

ppt = percentage point

Main findings

Note: Due to the high standard errors associated with regional labour force survey data, the ABS and QGSO recommend using 12-month averages to reduce the volatility of the underlying original data.

All data in this brief are based on 12-month moving averages.

- The number of employed persons in Mackay - Isaac - Whitsunday SA4 in December 2023 was 104,400 persons, a decrease of 3,000 employed persons, or 2.8% over the year (Figure 1).
- The unemployment rate in Mackay - Isaac - Whitsunday SA4 in December 2023 was 4.1 per cent, an increase of 1.9 percentage points over the year. The unemployment rate for this area was the eighth-highest of all 19 SA4s within Queensland (Figure 2).
- The participation rate in Mackay - Isaac - Whitsunday SA4 in December 2023 was 70.7 per cent, a decrease of 2.5 percentage points over the year (Table 1).

SA4 = Statistical Area Level 4 (ASGS 2016 edition)

Notes (refer to website for more detailed notes):

Data for Queensland as a whole are provided for reference purposes only.

The labour force statistics presented in this brief are on a sample basis and will include a sampling error.

Totals may differ due to rounding. Figures are rounded to nearest 100 persons. Calculations are based on pre-rounded figures.

Figure 1 Annual change in employment, Mackay - Isaac - Whitsunday SA4

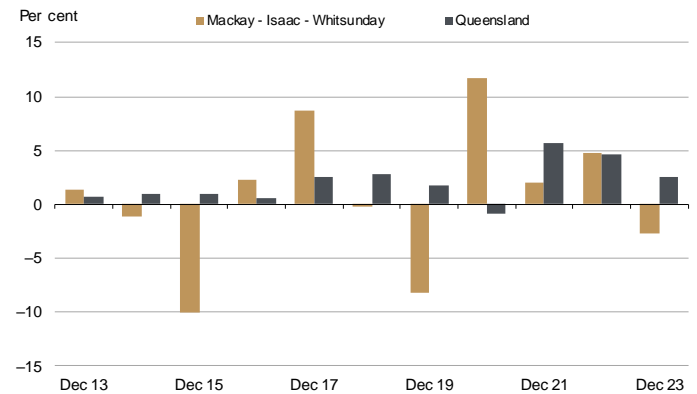


Figure 2 Unemployment rate by SA4, December 2023

