

Regional labour force – Moreton Bay - North SA4, Dec 23

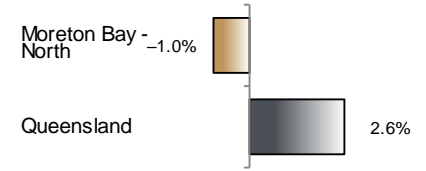
Source: ABS, *Labour force, Australia, detailed*, released 25 January 2024, 10:30 am (AEST)

Table 1 Labour force status, Moreton Bay - North SA4

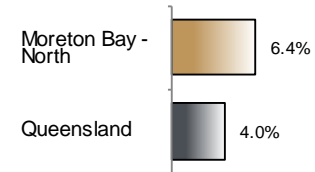
	Year ending			Annual change	
	Dec 22	Nov 23	Dec 23	persons	%
	— persons —			persons	%
Total employed	122,500	120,300	121,300	-1,200	-1.0
Total unemployed	7,000	7,900	8,300	1,400	19.5
Total labour force	129,500	128,100	129,600	200	0.1
Not in the labour force	97,300	106,600	105,800	8,600	8.8
Total persons 15+	226,800	234,700	235,500	8,700	3.8
Participation rate (%)	57.1	54.6	55.1	..	-2.0 (a)
Unemployment rate (%)	5.4	6.2	6.4	..	1.0 (a)

(a) Percentage point change.

Employment growth, annual



Unemployment rate



Key data

Employment (annual change)..... ↓ 1.0%
 Unemployment rate 6.4%
 Unemployment rate (annual change) ↑ 1.0 ppt
 Participation rate..... 55.1%

ppt = percentage point

Main findings

Note: Due to the high standard errors associated with regional labour force survey data, the ABS and QGSO recommend using 12-month averages to reduce the volatility of the underlying original data.

All data in this brief are based on 12-month moving averages.

- The number of employed persons in Moreton Bay - North SA4 in December 2023 was 121,300 persons, a decrease of 1,200 employed persons, or 1.0% over the year (Figure 1).
- The unemployment rate in Moreton Bay - North SA4 in December 2023 was 6.4 per cent, an increase of 1.0 percentage point over the year. The unemployment rate for this area was the second-highest of all 19 SA4s within Queensland (Figure 2).
- The participation rate in Moreton Bay - North SA4 in December 2023 was 55.1 per cent, a decrease of 2.0 percentage points over the year (Table 1).

SA4 = Statistical Area Level 4 (ASGS 2016 edition)

Notes (refer to website for more detailed notes):

Data for Queensland as a whole are provided for reference purposes only.

The labour force statistics presented in this brief are on a sample basis and will include a sampling error.

Totals may differ due to rounding. Figures are rounded to nearest 100 persons. Calculations are based on pre-rounded figures.

Figure 1 Annual change in employment, Moreton Bay - North SA4

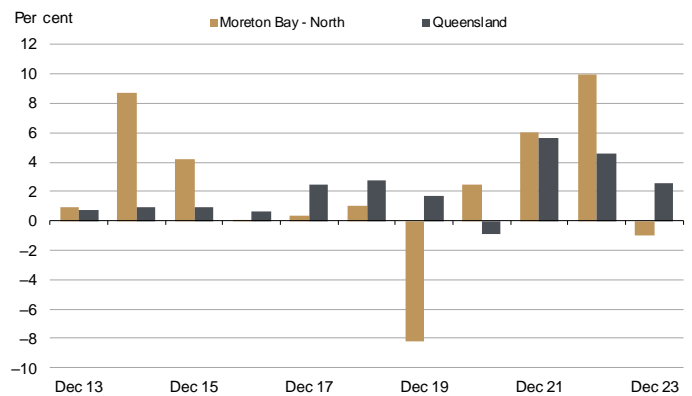


Figure 2 Unemployment rate by SA4, December 2023

