

Regional labour force – Wide Bay SA4, Dec 23

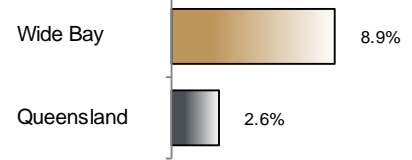
Source: ABS, *Labour force, Australia, detailed*, released 25 January 2024, 10:30 am (AEST)

Table 1 Labour force status, Wide Bay SA4

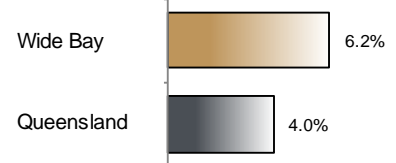
	Year ending			Annual change	
	Dec 22	Nov 23	Dec 23	persons	%
	— persons —				
Total employed	125,700	135,900	136,800	11,200	8.9
Total unemployed	7,700	9,100	9,000	1,300	16.9
Total labour force	133,400	145,000	145,800	12,500	9.3
Not in the labour force	133,200	129,300	129,200	-4,100	-3.1
Total persons 15+	266,600	274,300	275,000	8,400	3.1
Participation rate (%)	50.0	52.9	53.0	..	3.0 (a)
Unemployment rate (%)	5.8	6.3	6.2	..	0.4 (a)

(a) Percentage point change.

Employment growth, annual



Unemployment rate



Key data

Employment (annual change)..... ↑ 8.9%
 Unemployment rate 6.2%
 Unemployment rate (annual change) ↑ 0.4 ppt
 Participation rate..... 53.0%

ppt = percentage point

Main findings

Note: Due to the high standard errors associated with regional labour force survey data, the ABS and QGSO recommend using 12-month averages to reduce the volatility of the underlying original data.

All data in this brief are based on 12-month moving averages.

- The number of employed persons in Wide Bay SA4 in December 2023 was 136,800 persons, an increase of 11,200 employed persons, or 8.9% over the year (Figure 1).
- The unemployment rate in Wide Bay SA4 in December 2023 was 6.2 per cent, an increase of 0.4 percentage point over the year. The unemployment rate for this area was the third-highest of all 19 SA4s within Queensland (Figure 2).
- The participation rate in Wide Bay SA4 in December 2023 was 53.0 per cent, an increase of 3.0 percentage points over the year (Table 1).

SA4 = Statistical Area Level 4 (ASGS 2016 edition)

Notes (refer to website for more detailed notes):

Data for Queensland as a whole are provided for reference purposes only.

The labour force statistics presented in this brief are on a sample basis and will include a sampling error.

Totals may differ due to rounding. Figures are rounded to nearest 100 persons. Calculations are based on pre-rounded figures.

Figure 1 Annual change in employment, Wide Bay SA4

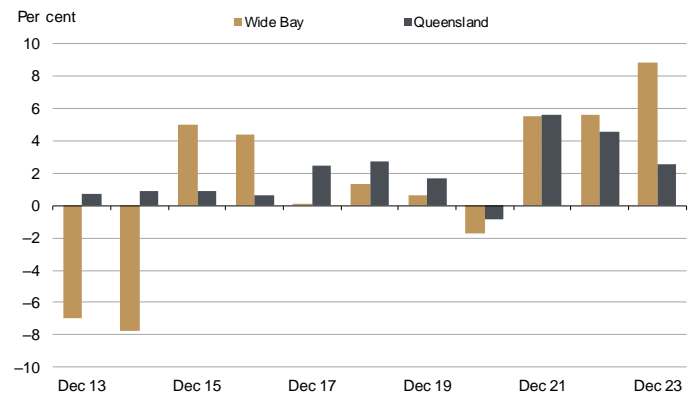


Figure 2 Unemployment rate by SA4, December 2023

