

Regional labour force – Cairns SA4, Jan 24

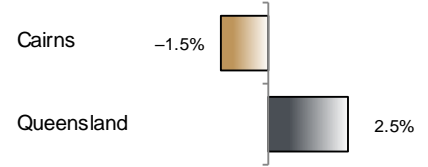
Source: ABS, *Labour force, Australia, detailed*, released 22 February 2024, 10:30 am (AEST)

Table 1 Labour force status, Cairns SA4

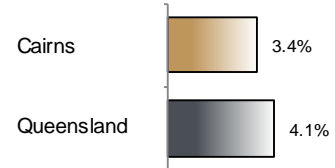
	Year ending			Annual change	
	Jan 23	Dec 23	Jan 24	persons	%
	— persons —				
Total employed	142,400	140,000	140,300	-2,100	-1.5
Total unemployed	6,100	4,800	4,900	-1,200	-19.6
Total labour force	148,500	144,900	145,200	-3,300	-2.2
Not in the labour force	63,900	72,700	72,800	8,900	13.9
Total persons 15+	212,400	217,600	218,100	5,600	2.7
Participation rate (%)	69.9	66.6	66.6	..	-3.3 (a)
Unemployment rate (%)	4.1	3.3	3.4	..	-0.7 (a)

(a) Percentage point change.

Employment growth, annual



Unemployment rate



Key data

Employment (annual change)..... ↓ 1.5%
 Unemployment rate 3.4%
 Unemployment rate (annual change) ↓ 0.7 ppt
 Participation rate..... 66.6%

ppt = percentage point

Main findings

Note: Due to the high standard errors associated with regional labour force survey data, the ABS and QGSO recommend using 12-month averages to reduce the volatility of the underlying original data.

All data in this brief are based on 12-month moving averages.

- The number of employed persons in Cairns SA4 in January 2024 was 140,300 persons, a decrease of 2,100 employed persons, or 1.5% over the year (Figure 1).
- The unemployment rate in Cairns SA4 in January 2024 was 3.4 per cent, a decrease of 0.7 percentage point over the year. The unemployment rate for this area was the fourth-lowest of all 19 SA4s within Queensland (Figure 2).
- The participation rate in Cairns SA4 in January 2024 was 66.6 per cent, a decrease of 3.3 percentage points over the year (Table 1).

SA4 = Statistical Area Level 4 (ASGS 2016 edition)

Notes (refer to website for more detailed notes):

Data for Queensland as a whole are provided for reference purposes only.

The labour force statistics presented in this brief are on a sample basis and will include a sampling error.

Totals may differ due to rounding. Figures are rounded to nearest 100 persons. Calculations are based on pre-rounded figures.

Figure 1 Annual change in employment, Cairns SA4

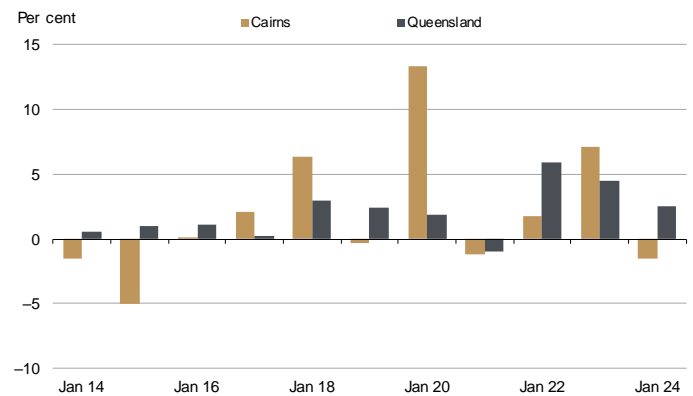


Figure 2 Unemployment rate by SA4, January 2024

