

Regional labour force – Logan - Beaudesert SA4, Jan 24

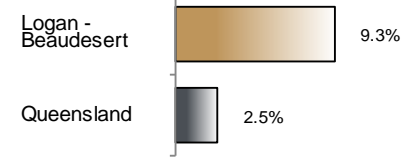
Source: ABS, *Labour force, Australia, detailed*, released 22 February 2024, 10:30 am (AEST)

Table 1 Labour force status, Logan - Beaudesert SA4

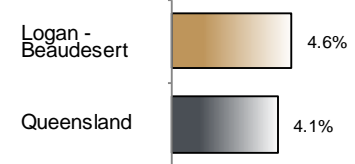
	Year ending			Annual change	
	Jan 23	Dec 23	Jan 24	persons	%
	— persons —			persons	%
Total employed	182,700	199,000	199,600	16,900	9.3
Total unemployed	12,500	9,900	9,700	-2,800	-22.1
Total labour force	195,200	208,900	209,300	14,200	7.3
Not in the labour force	99,400	97,400	98,100	-1,300	-1.3
Total persons 15+	294,600	306,300	307,400	12,800	4.4
Participation rate (%)	66.3	68.2	68.1	..	1.8 (a)
Unemployment rate (%)	6.4	4.7	4.6	..	-1.8 (a)

(a) Percentage point change.

Employment growth, annual



Unemployment rate



Key data

Employment (annual change)..... ↑ 9.3%
 Unemployment rate 4.6%
 Unemployment rate (annual change) ↓ 1.8 ppt
 Participation rate..... 68.1%

ppt = percentage point

Main findings

Note: Due to the high standard errors associated with regional labour force survey data, the ABS and QGSO recommend using 12-month averages to reduce the volatility of the underlying original data.

All data in this brief are based on 12-month moving averages.

- The number of employed persons in Logan - Beaudesert SA4 in January 2024 was 199,600 persons, an increase of 16,900 employed persons, or 9.3% over the year (Figure 1).
- The unemployment rate in Logan - Beaudesert SA4 in January 2024 was 4.6 per cent, a decrease of 1.8 percentage points over the year. The unemployment rate for this area was the sixth-highest of all 19 SA4s within Queensland (Figure 2).
- The participation rate in Logan - Beaudesert SA4 in January 2024 was 68.1 per cent, an increase of 1.8 percentage points over the year (Table 1).

SA4 = Statistical Area Level 4 (ASGS 2016 edition)

Notes (refer to website for more detailed notes):

Data for Queensland as a whole are provided for reference purposes only.

The labour force statistics presented in this brief are on a sample basis and will include a sampling error.

Totals may differ due to rounding. Figures are rounded to nearest 100 persons. Calculations are based on pre-rounded figures.

Figure 1 Annual change in employment, Logan - Beaudesert SA4

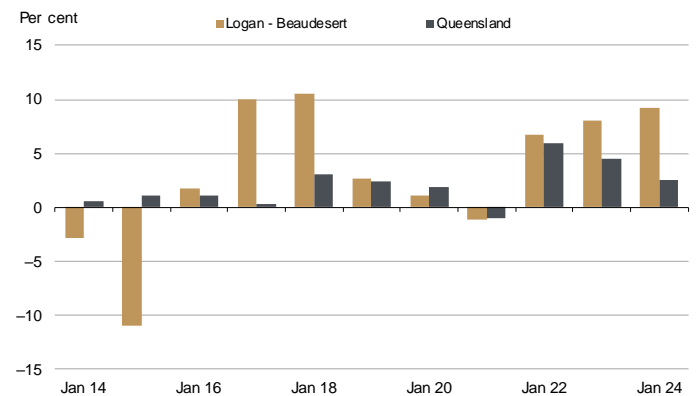


Figure 2 Unemployment rate by SA4, January 2024

