

Regional labour force – Toowoomba SA4, Jan 24

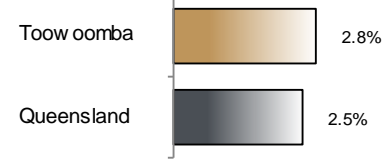
Source: ABS, *Labour force, Australia, detailed*, released 22 February 2024, 10:30 am (AEST)

Table 1 Labour force status, Toowoomba SA4


	Year ending			Annual change	
	Jan 23	Dec 23	Jan 24	persons	%
	— persons —				
Total employed	76,200	78,300	78,300	2,100	2.8
Total unemployed	3,900	3,900	4,000	100	2.6
Total labour force	80,100	82,200	82,400	2,200	2.8
Not in the labour force	54,100	55,800	56,000	1,900	3.6
Total persons 15+	134,200	138,000	138,400	4,200	3.1
Participation rate (%)	59.7	59.6	59.5	..	-0.2 (a)
Unemployment rate (%)	4.9	4.8	4.9	..	-0.0 (a)

(a) Percentage point change.

Employment growth, annual



Unemployment rate



Key data

Employment (annual change)..... ↑ 2.8%
 Unemployment rate 4.9%
 Unemployment rate (annual change) 0.0 ppt
 Participation rate..... 59.5%

ppt = percentage point

Main findings

Note: Due to the high standard errors associated with regional labour force survey data, the ABS and QGSO recommend using 12-month averages to reduce the volatility of the underlying original data.

All data in this brief are based on 12-month moving averages.

- The number of employed persons in Toowoomba SA4 in January 2024 was 78,300 persons, an increase of 2,100 employed persons, or 2.8% over the year (Figure 1).
- The unemployment rate in Toowoomba SA4 in January 2024 was 4.9 per cent, unchanged over the year. The unemployment rate for this area was the fifth-highest of all 19 SA4s within Queensland (Figure 2).
- The participation rate in Toowoomba SA4 in January 2024 was 59.5 per cent, a decrease of 0.2 percentage point over the year (Table 1).

SA4 = Statistical Area Level 4 (ASGS 2016 edition)

Notes (refer to website for more detailed notes):

Data for Queensland as a whole are provided for reference purposes only.

The labour force statistics presented in this brief are on a sample basis and will include a sampling error.

Totals may differ due to rounding. Figures are rounded to nearest 100 persons. Calculations are based on pre-rounded figures.

Figure 1 Annual change in employment, Toowoomba SA4

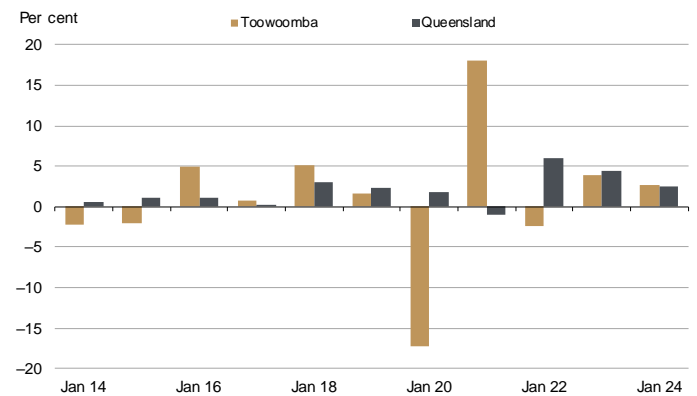


Figure 2 Unemployment rate by SA4, January 2024

