

Regional labour force – Townsville SA4, Jan 24

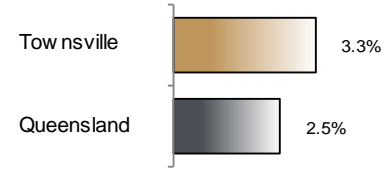
Source: ABS, *Labour force, Australia, detailed*, released 22 February 2024, 10:30 am (AEST)

Table 1 Labour force status, Townsville SA4

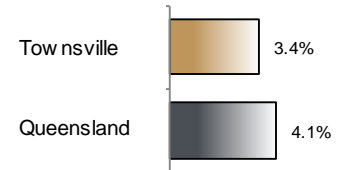
	Year ending			Annual change	
	Jan 23	Dec 23	Jan 24	persons	%
	— persons —				
Total employed	129,700	134,300	134,000	4,300	3.3
Total unemployed	3,100	4,700	4,800	1,700	54.8
Total labour force	132,800	139,000	138,800	6,000	4.5
Not in the labour force	57,200	55,500	56,100	-1,100	-1.9
Total persons 15+	189,900	194,400	194,800	4,900	2.6
Participation rate (%)	69.9	71.5	71.2	..	1.3 (a)
Unemployment rate (%)	2.3	3.4	3.4	..	1.1 (a)

(a) Percentage point change.

Employment growth, annual



Unemployment rate



Key data

Employment (annual change)..... ↑ 3.3%
 Unemployment rate 3.4%
 Unemployment rate (annual change) ↑ 1.1 ppt
 Participation rate..... 71.2%

ppt = percentage point

Main findings

Note: Due to the high standard errors associated with regional labour force survey data, the ABS and QGSO recommend using 12-month averages to reduce the volatility of the underlying original data.

All data in this brief are based on 12-month moving averages.

- The number of employed persons in Townsville SA4 in January 2024 was 134,000 persons, an increase of 4,300 employed persons, or 3.3% over the year (Figure 1).
- The unemployment rate in Townsville SA4 in January 2024 was 3.4 per cent, an increase of 1.1 percentage points over the year. The unemployment rate for this area was the sixth-lowest of all 19 SA4s within Queensland (Figure 2).
- The participation rate in Townsville SA4 in January 2024 was 71.2 per cent, an increase of 1.3 percentage points over the year (Table 1).

SA4 = Statistical Area Level 4 (ASGS 2016 edition)

Notes (refer to website for more detailed notes):

Data for Queensland as a whole are provided for reference purposes only.

The labour force statistics presented in this brief are on a sample basis and will include a sampling error.

Totals may differ due to rounding. Figures are rounded to nearest 100 persons. Calculations are based on pre-rounded figures.

Figure 1 Annual change in employment, Townsville SA4

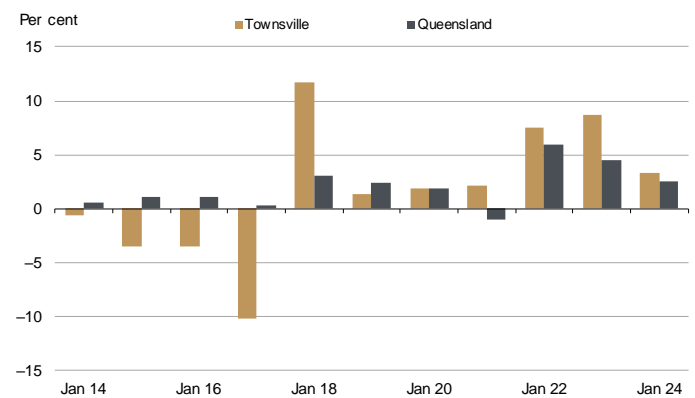


Figure 2 Unemployment rate by SA4, January 2024

