

Regional labour force – Wide Bay SA4, Jan 24

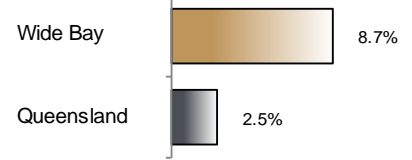
Source: ABS, *Labour force, Australia, detailed*, released 22 February 2024, 10:30 am (AEST)

Table 1 Labour force status, Wide Bay SA4

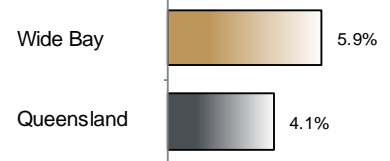
	Year ending			Annual change	
	Jan 23	Dec 23	Jan 24	persons	%
	— persons —				
Total employed	126,700	136,800	137,800	11,100	8.7
Total unemployed	8,000	9,000	8,700	700	9.3
Total labour force	134,700	145,800	146,500	11,800	8.8
Not in the labour force	132,600	129,200	129,300	-3,300	-2.5
Total persons 15+	267,200	275,000	275,700	8,500	3.2
Participation rate (%)	50.4	53.0	53.1	..	2.7 (a)
Unemployment rate (%)	5.9	6.2	5.9	..	0.0 (a)

(a) Percentage point change.

Employment growth, annual



Unemployment rate



Key data

Employment (annual change)..... ↑ 8.7%
 Unemployment rate 5.9%
 Unemployment rate (annual change) 0.0 ppt
 Participation rate..... 53.1%

ppt = percentage point

Main findings

Note: Due to the high standard errors associated with regional labour force survey data, the ABS and QGSO recommend using 12-month averages to reduce the volatility of the underlying original data.

All data in this brief are based on 12-month moving averages.

- The number of employed persons in Wide Bay SA4 in January 2024 was 137,800 persons, an increase of 11,100 employed persons, or 8.7% over the year (Figure 1).
- The unemployment rate in Wide Bay SA4 in January 2024 was 5.9 per cent, unchanged over the year. The unemployment rate for this area was the third-highest of all 19 SA4s within Queensland (Figure 2).
- The participation rate in Wide Bay SA4 in January 2024 was 53.1 per cent, an increase of 2.7 percentage points over the year (Table 1).

SA4 = Statistical Area Level 4 (ASGS 2016 edition)

Notes (refer to website for more detailed notes):

Data for Queensland as a whole are provided for reference purposes only.

The labour force statistics presented in this brief are on a sample basis and will include a sampling error.

Totals may differ due to rounding. Figures are rounded to nearest 100 persons. Calculations are based on pre-rounded figures.

Figure 1 Annual change in employment, Wide Bay SA4

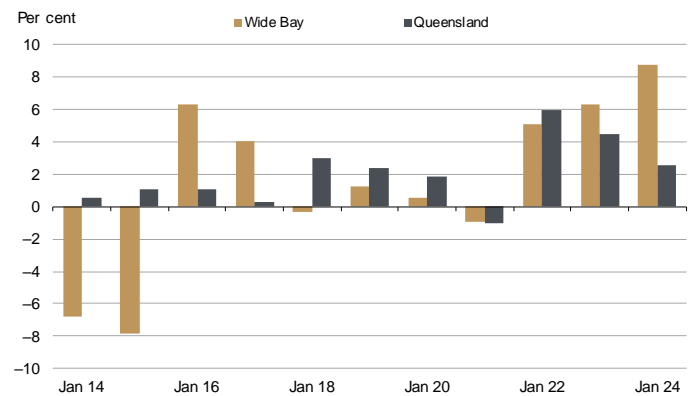


Figure 2 Unemployment rate by SA4, January 2024

