

Regional labour force – Cairns SA4, Feb 24

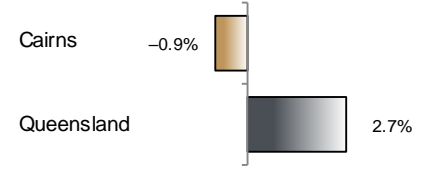
Source: ABS, *Labour force, Australia, detailed*, released 28 March 2024, 10:30 am (AEST)

Table 1 Labour force status, Cairns SA4

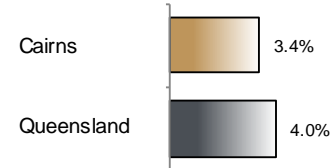
	Year ending			Annual change	
	Feb 23	Jan 24	Feb 24	persons	%
	— persons —				
Total employed	141,900	139,900	140,700	-1,200	-0.9
Total unemployed	6,400	5,000	4,900	-1,500	-23.3
Total labour force	148,400	145,000	145,600	-2,700	-1.8
Not in the labour force	64,500	73,100	72,900	8,400	13.0
Total persons 15+	212,900	218,000	218,500	5,600	2.6
Participation rate (%)	69.7	66.5	66.6	..	-3.0 (a)
Unemployment rate (%)	4.3	3.5	3.4	..	-0.9 (a)

(a) Percentage point change.

Employment growth, annual



Unemployment rate



Key data

Employment (annual change)..... ↓ 0.9%
 Unemployment rate 3.4%
 Unemployment rate (annual change) ↓ 0.9 ppt
 Participation rate..... 66.6%

ppt = percentage point

Main findings

Note: Due to the high standard errors associated with regional labour force survey data, the ABS and QGSO recommend using 12-month averages to reduce the volatility of the underlying original data.

All data in this brief are based on 12-month moving averages.

- The number of employed persons in Cairns SA4 in February 2024 was 140,700 persons, a decrease of 1,200 employed persons, or 0.9% over the year (Figure 1).
- The unemployment rate in Cairns SA4 in February 2024 was 3.4 per cent, a decrease of 0.9 percentage point over the year. The unemployment rate for this area was the third-lowest of all 19 SA4s within Queensland (Figure 2).
- The participation rate in Cairns SA4 in February 2024 was 66.6 per cent, a decrease of 3.0 percentage points over the year (Table 1).

SA4 = Statistical Area Level 4 (ASGS 2016 edition)

Notes (refer to website for more detailed notes):

Data for Queensland as a whole are provided for reference purposes only.

The labour force statistics presented in this brief are on a sample basis and will include a sampling error.

Totals may differ due to rounding. Figures are rounded to nearest 100 persons. Calculations are based on pre-rounded figures.

Figure 1 Annual change in employment, Cairns SA4

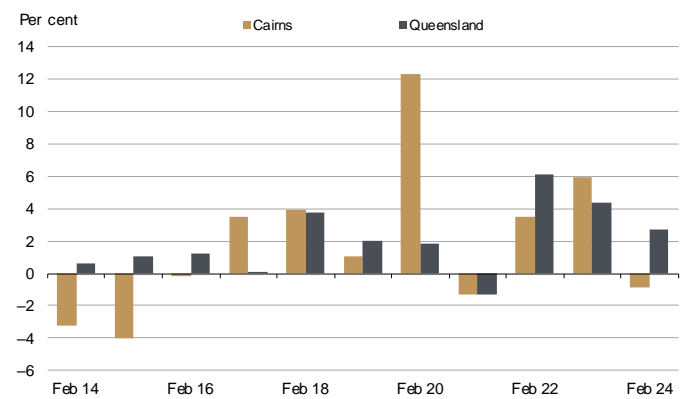


Figure 2 Unemployment rate by SA4, February 2024

