

# Regional labour force – Darling Downs - Maranoa SA4, Feb 24

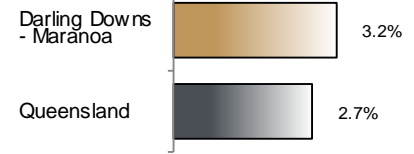
Source: ABS, *Labour force, Australia, detailed*, released 28 March 2024, 10:30 am (AEST)

**Table 1 Labour force status, Darling Downs - Maranoa SA4**

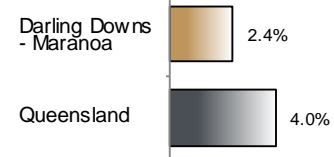
	Year ending			Annual change	
	Feb 23	Jan 24	Feb 24	persons	%
	— persons —			persons	%
Total employed	64,400	66,200	66,500	2,000	3.2
Total unemployed	3,000	1,700	1,600	-1,400	-45.5
Total labour force	67,400	67,900	68,100	700	1.0
Not in the labour force	38,200	39,500	39,400	1,200	3.2
Total persons 15+	105,600	107,300	107,500	1,900	1.8
Participation rate (%)	63.8	63.2	63.3	..	-0.5 (a)
Unemployment rate (%)	4.4	2.4	2.4	..	-2.0 (a)

(a) Percentage point change.

**Employment growth, annual**



**Unemployment rate**



## Key data

Employment (annual change)..... ↑ 3.2%  
 Unemployment rate ..... 2.4%  
 Unemployment rate (annual change) ..... ↓ 2.0 ppt  
 Participation rate..... 63.3%

ppt = percentage point

## Main findings

Note: Due to the high standard errors associated with regional labour force survey data, the ABS and QGSO recommend using 12-month averages to reduce the volatility of the underlying original data.

All data in this brief are based on 12-month moving averages.

- The number of employed persons in Darling Downs - Maranoa SA4 in February 2024 was 66,500 persons, an increase of 2,000 employed persons, or 3.2% over the year (Figure 1).
- The unemployment rate in Darling Downs - Maranoa SA4 in February 2024 was 2.4 per cent, a decrease of 2.0 percentage points over the year. The unemployment rate for this area was the lowest of all 19 SA4s within Queensland (Figure 2).
- The participation rate in Darling Downs - Maranoa SA4 in February 2024 was 63.3 per cent, a decrease of 0.5 percentage point over the year (Table 1).

SA4 = Statistical Area Level 4 (ASGS 2016 edition)

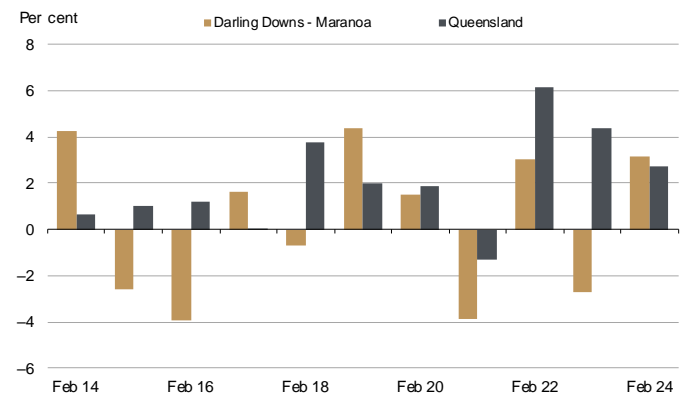
Notes (refer to website for more detailed notes):

Data for Queensland as a whole are provided for reference purposes only.

The labour force statistics presented in this brief are on a sample basis and will include a sampling error.

Totals may differ due to rounding. Figures are rounded to nearest 100 persons. Calculations are based on pre-rounded figures.

**Figure 1 Annual change in employment, Darling Downs - Maranoa SA4**



**Figure 2 Unemployment rate by SA4, February 2024**

