

# Regional labour force – Logan - Beaudesert SA4, Feb 24

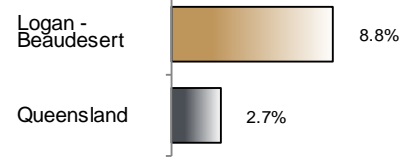
Source: ABS, *Labour force, Australia, detailed*, released 28 March 2024, 10:30 am (AEST)

**Table 1 Labour force status, Logan - Beaudesert SA4**

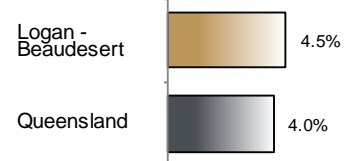
	Year ending			Annual change	
	Feb 23	Jan 24	Feb 24	persons	%
	— persons —			persons	%
Total employed	183,000	198,600	199,100	16,100	8.8
Total unemployed	13,000	9,600	9,500	-3,500	-27.1
Total labour force	196,000	208,100	208,600	12,600	6.4
Not in the labour force	99,600	99,200	99,800	200	0.2
Total persons 15+	295,600	307,300	308,400	12,800	4.3
Participation rate (%)	66.3	67.7	67.6	..	1.3 (a)
Unemployment rate (%)	6.6	4.6	4.5	..	-2.1 (a)

(a) Percentage point change.

**Employment growth, annual**



**Unemployment rate**



## Key data

Employment (annual change)..... ↑ 8.8%  
 Unemployment rate ..... 4.5%  
 Unemployment rate (annual change) ..... ↓ 2.1 ppt  
 Participation rate..... 67.6%

ppt = percentage point

## Main findings

Note: Due to the high standard errors associated with regional labour force survey data, the ABS and QGSO recommend using 12-month averages to reduce the volatility of the underlying original data.

All data in this brief are based on 12-month moving averages.

- The number of employed persons in Logan - Beaudesert SA4 in February 2024 was 199,100 persons, an increase of 16,100 employed persons, or 8.8% over the year (Figure 1).
- The unemployment rate in Logan - Beaudesert SA4 in February 2024 was 4.5 per cent, a decrease of 2.1 percentage points over the year. The unemployment rate for this area was the fifth-highest of all 19 SA4s within Queensland (Figure 2).
- The participation rate in Logan - Beaudesert SA4 in February 2024 was 67.6 per cent, an increase of 1.3 percentage points over the year (Table 1).

SA4 = Statistical Area Level 4 (ASGS 2016 edition)

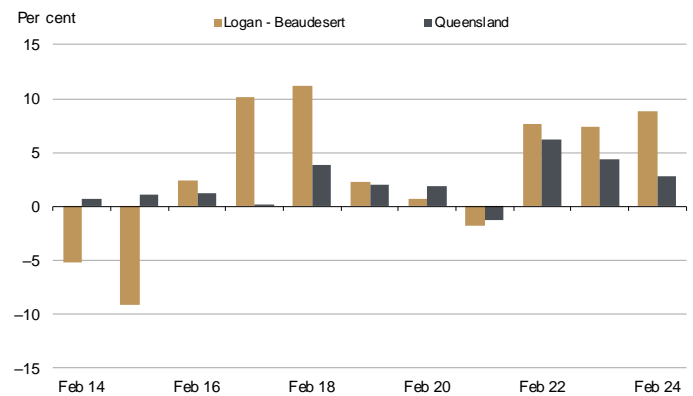
Notes (refer to website for more detailed notes):

Data for Queensland as a whole are provided for reference purposes only.

The labour force statistics presented in this brief are on a sample basis and will include a sampling error.

Totals may differ due to rounding. Figures are rounded to nearest 100 persons. Calculations are based on pre-rounded figures.

**Figure 1 Annual change in employment, Logan - Beaudesert SA4**



**Figure 2 Unemployment rate by SA4, February 2024**

