

Regional labour force – Mackay - Isaac - Whitsunday SA4, Feb 24

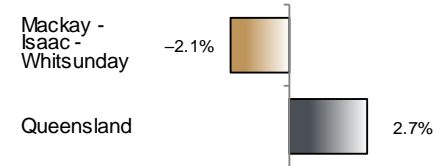
Source: ABS, *Labour force, Australia, detailed*, released 28 March 2024, 10:30 am (AEST)

Table 1 Labour force status, Mackay - Isaac - Whitsunday SA4

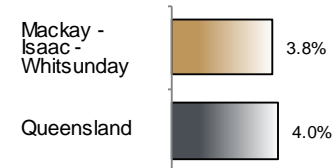
	Year ending			Annual change	
	Feb 23	Jan 24	Feb 24	persons	%
	— persons —			persons	%
Total employed	106,700	104,100	104,500	-2,200	-2.1
Total unemployed	2,900	4,300	4,100	1,300	43.7
Total labour force	109,500	108,400	108,600	-900	-0.9
Not in the labour force	40,900	45,700	45,900	5,000	12.3
Total persons 15+	150,400	154,100	154,500	4,100	2.7
Participation rate (%)	72.8	70.4	70.3	..	-2.5 (a)
Unemployment rate (%)	2.6	4.0	3.8	..	1.2 (a)

(a) Percentage point change.

Employment growth, annual



Unemployment rate



Key data

Employment (annual change)..... ↓ 2.1%
 Unemployment rate 3.8%
 Unemployment rate (annual change) ↑ 1.2 ppt
 Participation rate..... 70.3%

ppt = percentage point

Main findings

Note: Due to the high standard errors associated with regional labour force survey data, the ABS and QGSO recommend using 12-month averages to reduce the volatility of the underlying original data.

All data in this brief are based on 12-month moving averages.

- The number of employed persons in Mackay - Isaac - Whitsunday SA4 in February 2024 was 104,500 persons, a decrease of 2,200 employed persons, or 2.1% over the year (Figure 1).
- The unemployment rate in Mackay - Isaac - Whitsunday SA4 in February 2024 was 3.8 per cent, an increase of 1.2 percentage points over the year. The unemployment rate for this area was the ninth-lowest of all 19 SA4s within Queensland (Figure 2).
- The participation rate in Mackay - Isaac - Whitsunday SA4 in February 2024 was 70.3 per cent, a decrease of 2.5 percentage points over the year (Table 1).

SA4 = Statistical Area Level 4 (ASGS 2016 edition)

Notes (refer to website for more detailed notes):

Data for Queensland as a whole are provided for reference purposes only.

The labour force statistics presented in this brief are on a sample basis and will include a sampling error.

Totals may differ due to rounding. Figures are rounded to nearest 100 persons. Calculations are based on pre-rounded figures.

Figure 1 Annual change in employment, Mackay - Isaac - Whitsunday SA4

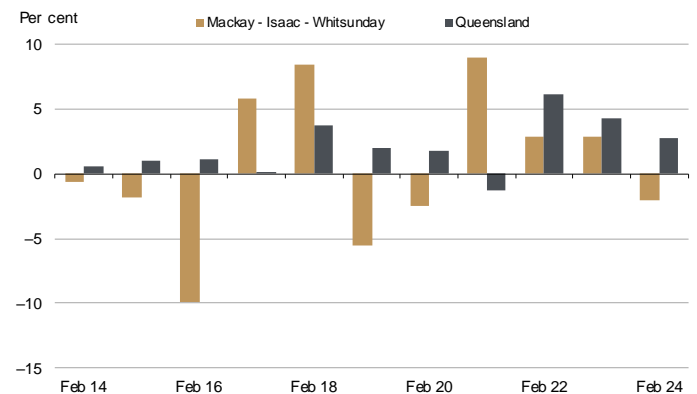


Figure 2 Unemployment rate by SA4, February 2024

