

# Regional labour force – Toowoomba SA4, Feb 24

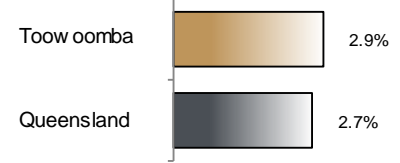
Source: ABS, *Labour force, Australia, detailed*, released 28 March 2024, 10:30 am (AEST)

**Table 1 Labour force status, Toowoomba SA4**

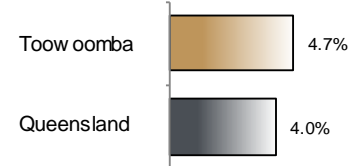
	Year ending			Annual change	
	Feb 23	Jan 24	Feb 24	persons	%
	— persons —				
Total employed	75,600	77,100	77,800	2,200	2.9
Total unemployed	4,100	4,000	3,800	-200	-6.0
Total labour force	79,700	81,100	81,600	2,000	2.5
Not in the labour force	54,900	57,200	57,100	2,200	4.0
Total persons 15+	134,500	138,300	138,700	4,100	3.1
Participation rate (%)	59.2	58.6	58.9	..	-0.4 (a)
Unemployment rate (%)	5.1	5.0	4.7	..	-0.4 (a)

(a) Percentage point change.

**Employment growth, annual**



**Unemployment rate**



## Key data

Employment (annual change)..... ↑ 2.9%  
 Unemployment rate ..... 4.7%  
 Unemployment rate (annual change) ..... ↓ 0.4 ppt  
 Participation rate..... 58.9%

ppt = percentage point

## Main findings

Note: Due to the high standard errors associated with regional labour force survey data, the ABS and QGSO recommend using 12-month averages to reduce the volatility of the underlying original data.

All data in this brief are based on 12-month moving averages.

- The number of employed persons in Toowoomba SA4 in February 2024 was 77,800 persons, an increase of 2,200 employed persons, or 2.9% over the year (Figure 1).
- The unemployment rate in Toowoomba SA4 in February 2024 was 4.7 per cent, a decrease of 0.4 percentage point over the year. The unemployment rate for this area was the fourth-highest of all 19 SA4s within Queensland (Figure 2).
- The participation rate in Toowoomba SA4 in February 2024 was 58.9 per cent, a decrease of 0.4 percentage point over the year (Table 1).

SA4 = Statistical Area Level 4 (ASGS 2016 edition)

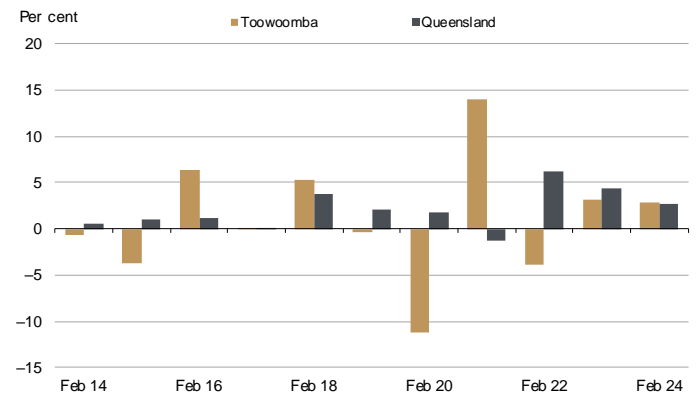
Notes (refer to website for more detailed notes):

Data for Queensland as a whole are provided for reference purposes only.

The labour force statistics presented in this brief are on a sample basis and will include a sampling error.

Totals may differ due to rounding. Figures are rounded to nearest 100 persons. Calculations are based on pre-rounded figures.

**Figure 1 Annual change in employment, Toowoomba SA4**



**Figure 2 Unemployment rate by SA4, February 2024**

