

Regional labour force – Townsville SA4, Feb 24

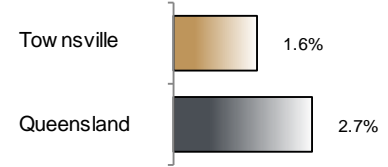
Source: ABS, *Labour force, Australia, detailed*, released 28 March 2024, 10:30 am (AEST)

Table 1 Labour force status, Townsville SA4

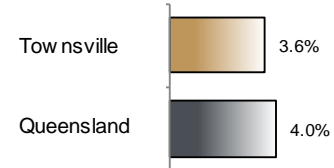
	Year ending			Annual change	
	Feb 23	Jan 24	Feb 24	persons	%
	— persons —				
Total employed	129,800	132,500	131,900	2,100	1.6
Total unemployed	3,000	4,700	5,000	1,900	63.2
Total labour force	132,800	137,200	136,900	4,000	3.0
Not in the labour force	57,500	57,500	58,300	800	1.4
Total persons 15+	190,300	194,800	195,200	4,900	2.6
Participation rate (%)	69.8	70.5	70.1	..	0.3 (a)
Unemployment rate (%)	2.3	3.4	3.6	..	1.3 (a)

(a) Percentage point change.

Employment growth, annual



Unemployment rate



Key data

Employment (annual change)..... ↑ 1.6%
 Unemployment rate 3.6%
 Unemployment rate (annual change) ↑ 1.3 ppt
 Participation rate..... 70.1%

ppt = percentage point

Main findings

Note: Due to the high standard errors associated with regional labour force survey data, the ABS and QGSO recommend using 12-month averages to reduce the volatility of the underlying original data.

All data in this brief are based on 12-month moving averages.

- The number of employed persons in Townsville SA4 in February 2024 was 131,900 persons, an increase of 2,100 employed persons, or 1.6% over the year (Figure 1).
- The unemployment rate in Townsville SA4 in February 2024 was 3.6 per cent, an increase of 1.3 percentage points over the year. The unemployment rate for this area was the seventh-lowest of all 19 SA4s within Queensland (Figure 2).
- The participation rate in Townsville SA4 in February 2024 was 70.1 per cent, an increase of 0.3 percentage point over the year (Table 1).

SA4 = Statistical Area Level 4 (ASGS 2016 edition)

Notes (refer to website for more detailed notes):

Data for Queensland as a whole are provided for reference purposes only.

The labour force statistics presented in this brief are on a sample basis and will include a sampling error.

Totals may differ due to rounding. Figures are rounded to nearest 100 persons. Calculations are based on pre-rounded figures.

Figure 1 Annual change in employment, Townsville SA4

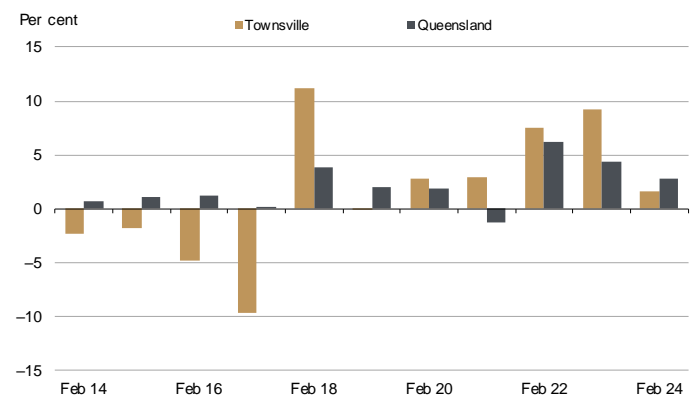


Figure 2 Unemployment rate by SA4, February 2024

