

Regional labour force – Wide Bay SA4, Feb 24

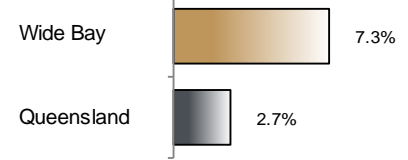
Source: ABS, *Labour force, Australia, detailed*, released 28 March 2024, 10:30 am (AEST)

Table 1 Labour force status, Wide Bay SA4

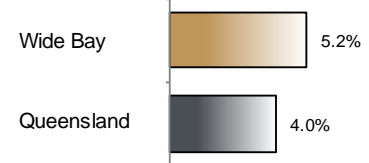
	Year ending			Annual change	
	Feb 23	Jan 24	Feb 24	persons	%
	— persons —				
Total employed	128,800	137,500	138,200	9,400	7.3
Total unemployed	6,700	7,900	7,500	800	12.5
Total labour force	135,500	145,400	145,700	10,200	7.5
Not in the labour force	132,400	130,300	130,700	-1,700	-1.3
Total persons 15+	267,900	275,700	276,400	8,500	3.2
Participation rate (%)	50.6	52.7	52.7	..	2.1 (a)
Unemployment rate (%)	4.9	5.4	5.2	..	0.2 (a)

(a) Percentage point change.

Employment growth, annual



Unemployment rate



Key data

Employment (annual change)..... ↑ 7.3%
 Unemployment rate 5.2%
 Unemployment rate (annual change) ↑ 0.2 ppt
 Participation rate..... 52.7%

ppt = percentage point

Main findings

Note: Due to the high standard errors associated with regional labour force survey data, the ABS and QGSO recommend using 12-month averages to reduce the volatility of the underlying original data.

All data in this brief are based on 12-month moving averages.

- The number of employed persons in Wide Bay SA4 in February 2024 was 138,200 persons, an increase of 9,400 employed persons, or 7.3% over the year (Figure 1).
- The unemployment rate in Wide Bay SA4 in February 2024 was 5.2 per cent, an increase of 0.2 percentage point over the year. The unemployment rate for this area was the second-highest of all 19 SA4s within Queensland (Figure 2).
- The participation rate in Wide Bay SA4 in February 2024 was 52.7 per cent, an increase of 2.1 percentage points over the year (Table 1).

SA4 = Statistical Area Level 4 (ASGS 2016 edition)

Notes (refer to website for more detailed notes):

Data for Queensland as a whole are provided for reference purposes only.

The labour force statistics presented in this brief are on a sample basis and will include a sampling error.

Totals may differ due to rounding. Figures are rounded to nearest 100 persons. Calculations are based on pre-rounded figures.

Figure 1 Annual change in employment, Wide Bay SA4

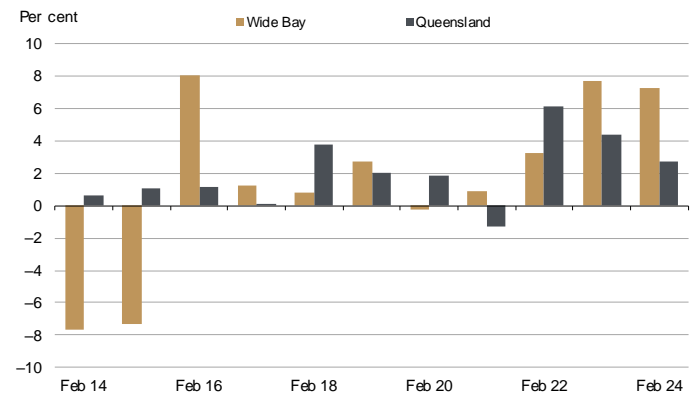


Figure 2 Unemployment rate by SA4, February 2024

