

Regional labour force – Logan - Beaudesert SA4, Nov 24

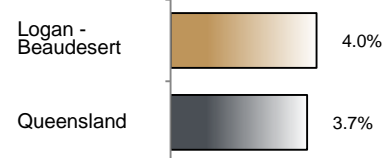
Source: ABS, *Labour force, Australia, detailed*, released 19 December 2024, 10:30 am (AEST)

Table 1 Labour force status, Logan - Beaudesert SA4

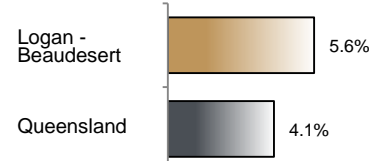
	Year ending			Annual change	
	Nov 23	Oct 24	Nov 24	persons	%
	— persons —			persons	%
Total employed	197,200	203,200	205,000	7,800	4.0
Total unemployed	9,700	12,200	12,100	2,400	25.3
Total labour force	206,900	215,400	217,100	10,200	5.0
Not in the labour force	98,600	101,500	100,700	2,100	2.2
Total persons 15+	305,500	316,900	317,800	12,400	4.1
Participation rate (%)	67.7	68.0	68.3	..	0.6 (a)
Unemployment rate (%)	4.7	5.7	5.6	..	0.9 (a)

(a) Percentage point change.

Employment growth, annual



Unemployment rate



Key data

Employment (annual change)..... ↑ 4.0%
 Unemployment rate 5.6%
 Unemployment rate (annual change) ↑ 0.9 ppt
 Participation rate..... 68.3%

ppt = percentage point

Main findings

Note: Due to the high standard errors associated with regional labour force direct survey estimates, the ABS and QGSO recommend using 12-month averages to reduce the volatility of the underlying original data.

All data in this brief are based on 12-month moving averages of direct survey estimates.

- The number of employed persons in Logan - Beaudesert SA4 in November 2024 was 205,000 persons, an increase of 7,800 employed persons, or 4.0% over the year (Figure 1).
- The unemployment rate in Logan - Beaudesert SA4 in November 2024 was 5.6 per cent, an increase of 0.9 percentage point over the year. The unemployment rate for this area was the second-highest of all 19 SA4s within Queensland (Figure 2).
- The participation rate in Logan - Beaudesert SA4 in November 2024 was 68.3 per cent, an increase of 0.6 percentage point over the year (Table 1).

SA4 = Statistical Area Level 4 (ASGS 2016 edition)

Notes (refer to website for more detailed notes):

Data for Queensland as a whole are provided for reference purposes only.

The labour force statistics presented in this brief are on a sample basis and will include a sampling error.

Totals may differ due to rounding. Figures are rounded to nearest 100 persons. Calculations are based on pre-rounded figures.

Figure 1 Annual change in employment, Logan - Beaudesert SA4

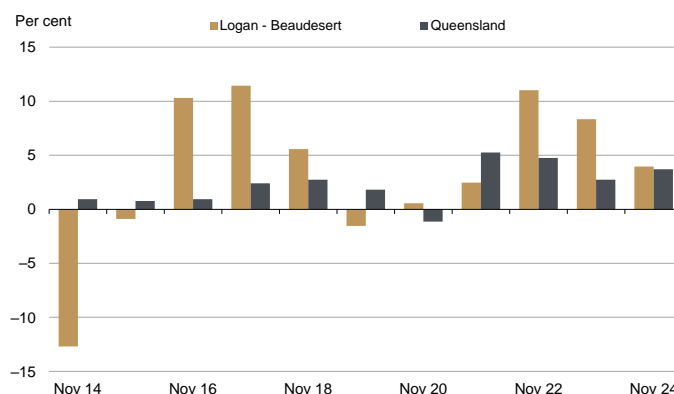


Figure 2 Unemployment rate by SA4, November 2024

