

Regional labour force – Mackay - Isaac - Whitsunday SA4, Nov 24

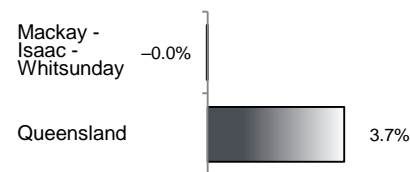
Source: ABS, *Labour force, Australia, detailed*, released 19 December 2024, 10:30 am (AEST)

Table 1 Labour force status, Mackay - Isaac - Whitsunday SA4

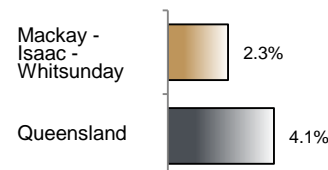
	Year ending			Annual change	
	Nov 23	Oct 24	Nov 24	persons	%
	— persons —			persons	%
Total employed	103,400	103,200	103,400	0	-0.0
Total unemployed	4,500	2,800	2,400	-2,100	-46.2
Total labour force	107,900	106,100	105,800	-2,100	-1.9
Not in the labour force	44,900	49,500	50,000	5,100	11.4
Total persons 15+	152,700	155,500	155,800	3,000	2.0
Participation rate (%)	70.6	68.2	67.9	..	-2.7 (a)
Unemployment rate (%)	4.2	2.7	2.3	..	-1.9 (a)

(a) Percentage point change.

Employment growth, annual



Unemployment rate



Key data

Employment (annual change)	0.0%
Unemployment rate	2.3%
Unemployment rate (annual change)	↓ 1.9 ppt
Participation rate	67.9%

ppt = percentage point

Main findings

Note: Due to the high standard errors associated with regional labour force direct survey estimates, the ABS and QGSO recommend using 12-month averages to reduce the volatility of the underlying original data.

All data in this brief are based on 12-month moving averages of direct survey estimates.

- The number of employed persons in Mackay - Isaac - Whitsunday SA4 in November 2024 was 103,400 persons, unchanged over the year (Figure 1).
- The unemployment rate in Mackay - Isaac - Whitsunday SA4 in November 2024 was 2.3 per cent, a decrease of 1.9 percentage points over the year. The unemployment rate for this area was the second-lowest of all 19 SA4s within Queensland (Figure 2).
- The participation rate in Mackay - Isaac - Whitsunday SA4 in November 2024 was 67.9 per cent, a decrease of 2.7 percentage points over the year (Table 1).

SA4 = Statistical Area Level 4 (ASGS 2016 edition)

Notes (refer to website for more detailed notes):

Data for Queensland as a whole are provided for reference purposes only.

The labour force statistics presented in this brief are on a sample basis and will include a sampling error.

Totals may differ due to rounding. Figures are rounded to nearest 100 persons. Calculations are based on pre-rounded figures.

Figure 1 Annual change in employment, Mackay - Isaac - Whitsunday SA4

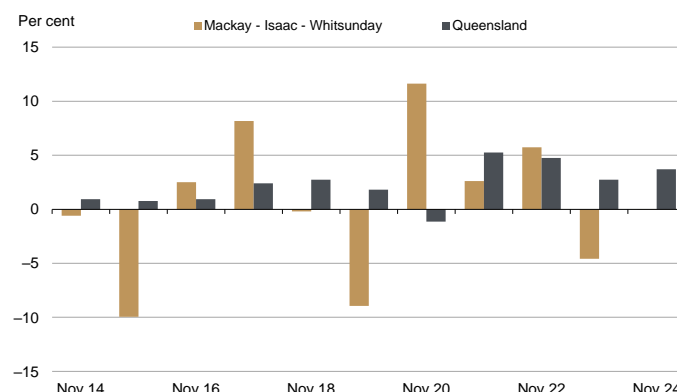


Figure 2 Unemployment rate by SA4, November 2024

