

Regional labour force – Toowoomba SA4, Nov 24

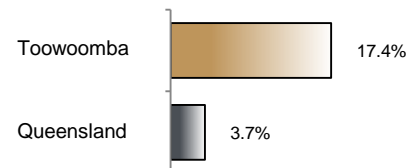
Source: ABS, *Labour force, Australia, detailed*, released 19 December 2024, 10:30 am (AEST)

Table 1 Labour force status, Toowoomba SA4

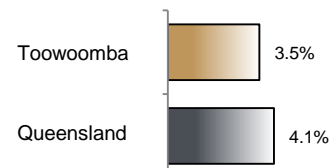
	Year ending			Annual change	
	Nov 23	Oct 24	Nov 24	persons	%
	— persons —				
Total employed	76,900	88,400	90,300	13,400	17.4
Total unemployed	3,700	3,500	3,300	-400	-11.3
Total labour force	80,600	92,000	93,600	13,000	16.1
Not in the labour force	56,500	48,100	46,700	-9,800	-17.3
Total persons 15+	137,100	140,100	140,300	3,200	2.3
Participation rate (%)	58.8	65.7	66.7	..	7.9 (a)
Unemployment rate (%)	4.6	3.8	3.5	..	-1.1 (a)

(a) Percentage point change.

Employment growth, annual



Unemployment rate



Key data

Employment (annual change)..... ↑ 17.4%
 Unemployment rate 3.5%
 Unemployment rate (annual change) ↓ 1.1 ppt
 Participation rate..... 66.7%

ppt = percentage point

Main findings

Note: Due to the high standard errors associated with regional labour force direct survey estimates, the ABS and QGSO recommend using 12-month averages to reduce the volatility of the underlying original data.

All data in this brief are based on 12-month moving averages of direct survey estimates.

- The number of employed persons in Toowoomba SA4 in November 2024 was 90,300 persons, an increase of 13,400 employed persons, or 17.4% over the year (Figure 1).
- The unemployment rate in Toowoomba SA4 in November 2024 was 3.5 per cent, a decrease of 1.1 percentage points over the year. The unemployment rate for this area was the fifth-lowest of all 19 SA4s within Queensland (Figure 2).
- The participation rate in Toowoomba SA4 in November 2024 was 66.7 per cent, an increase of 7.9 percentage points over the year (Table 1).

SA4 = Statistical Area Level 4 (ASGS 2016 edition)

Notes (refer to website for more detailed notes):

Data for Queensland as a whole are provided for reference purposes only.

The labour force statistics presented in this brief are on a sample basis and will include a sampling error.

Totals may differ due to rounding. Figures are rounded to nearest 100 persons. Calculations are based on pre-rounded figures.

Figure 1 Annual change in employment, Toowoomba SA4

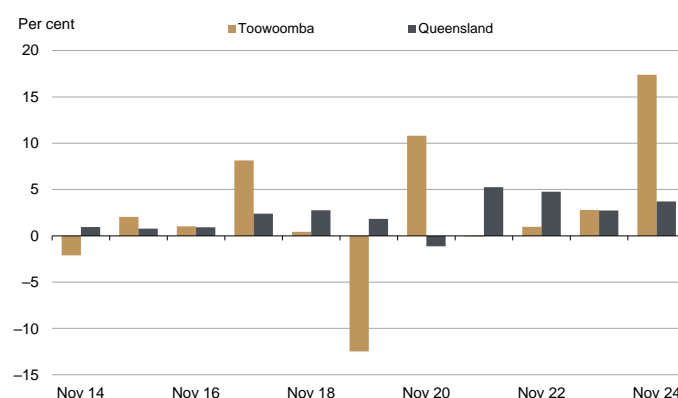


Figure 2 Unemployment rate by SA4, November 2024

