

## Regional labour force – Wide Bay SA4, Nov 24

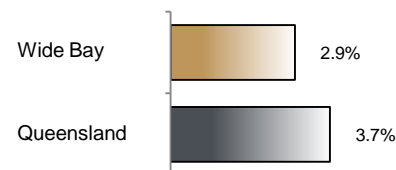
Source: ABS, *Labour force, Australia, detailed*, released 19 December 2024, 10:30 am (AEST)

**Table 1 Labour force status, Wide Bay SA4**

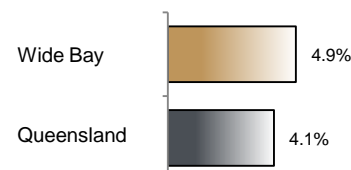
	Year ending			Annual change	
	Nov 23	Oct 24	Nov 24	persons	%
	— persons —			persons	%
Total employed	134,800	138,400	138,700	3,900	2.9
Total unemployed	8,200	7,300	7,200	-1,000	-12.6
Total labour force	143,000	145,700	145,800	2,900	2.0
Not in the labour force	129,700	132,800	133,200	3,500	2.7
Total persons 15+	272,600	278,500	279,000	6,300	2.3
Participation rate (%)	52.4	52.3	52.3	..	-0.2 (a)
Unemployment rate (%)	5.7	5.0	4.9	..	-0.8 (a)

(a) Percentage point change.

### Employment growth, annual



### Unemployment rate



## Key data

Employment (annual change)..... ↑ 2.9%

Unemployment rate ..... 4.9%

Unemployment rate (annual change) ..... ↓ 0.8 ppt

Participation rate..... 52.3%

ppt = percentage point

## Main findings

Note: Due to the high standard errors associated with regional labour force direct survey estimates, the ABS and QGSO recommend using 12-month averages to reduce the volatility of the underlying original data.

All data in this brief are based on 12-month moving averages of direct survey estimates.

- The number of employed persons in Wide Bay SA4 in November 2024 was 138,700 persons, an increase of 3,900 employed persons, or 2.9% over the year (Figure 1).
- The unemployment rate in Wide Bay SA4 in November 2024 was 4.9 per cent, a decrease of 0.8 percentage point over the year. The unemployment rate for this area was the fifth-highest of all 19 SA4s within Queensland (Figure 2).
- The participation rate in Wide Bay SA4 in November 2024 was 52.3 per cent, a decrease of 0.2 percentage point over the year (Table 1).

SA4 = Statistical Area Level 4 (ASGS 2016 edition)

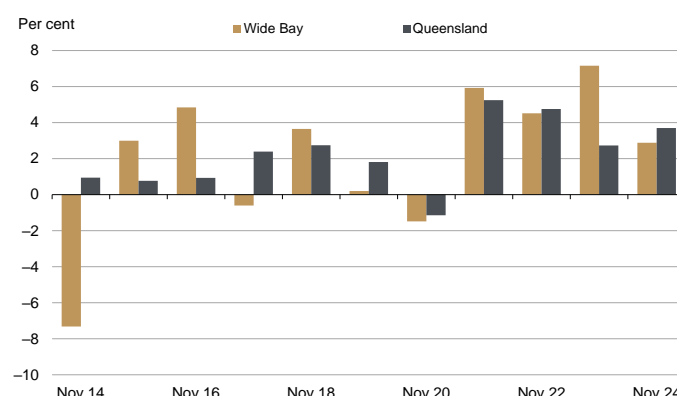
Notes (refer to website for more detailed notes):

Data for Queensland as a whole are provided for reference purposes only.

The labour force statistics presented in this brief are on a sample basis and will include a sampling error.

Totals may differ due to rounding. Figures are rounded to nearest 100 persons. Calculations are based on pre-rounded figures.

**Figure 1 Annual change in employment, Wide Bay SA4**



**Figure 2 Unemployment rate by SA4, November 2024**

