

Regional labour force – Moreton Bay - South SA4, Nov 24

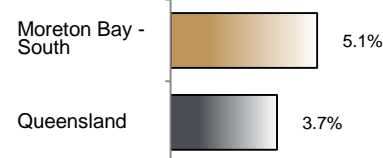
Source: ABS, *Labour force, Australia, detailed*, released 19 December 2024, 10:30 am (AEST)

Table 1 Labour force status, Moreton Bay - South SA4

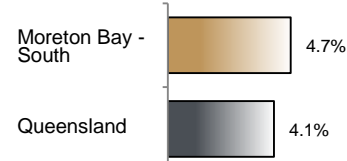
	Year ending			Annual change	
	Nov 23	Oct 24	Nov 24	persons	%
	— persons —			persons	%
Total employed	127,300	132,900	133,800	6,500	5.1
Total unemployed	5,200	6,200	6,500	1,400	26.7
Total labour force	132,500	139,000	140,300	7,900	5.9
Not in the labour force	48,800	47,100	46,200	-2,500	-5.2
Total persons 15+	181,200	186,200	186,600	5,300	2.9
Participation rate (%)	73.1	74.7	75.2	..	2.1 (a)
Unemployment rate (%)	3.9	4.4	4.7	..	0.8 (a)

(a) Percentage point change.

Employment growth, annual



Unemployment rate



Key data

Employment (annual change)..... ↑ 5.1%
 Unemployment rate 4.7%
 Unemployment rate (annual change) ↑ 0.8 ppt
 Participation rate..... 75.2%

ppt = percentage point

Main findings

Note: Due to the high standard errors associated with regional labour force direct survey estimates, the ABS and QGSO recommend using 12-month averages to reduce the volatility of the underlying original data.

All data in this brief are based on 12-month moving averages of direct survey estimates.

- The number of employed persons in Moreton Bay - South SA4 in November 2024 was 133,800 persons, an increase of 6,500 employed persons, or 5.1% over the year (Figure 1).
- The unemployment rate in Moreton Bay - South SA4 in November 2024 was 4.7 per cent, an increase of 0.8 percentage point over the year. The unemployment rate for this area was the sixth-highest of all 19 SA4s within Queensland (Figure 2).
- The participation rate in Moreton Bay - South SA4 in November 2024 was 75.2 per cent, an increase of 2.1 percentage points over the year (Table 1).

SA4 = Statistical Area Level 4 (ASGS 2016 edition)

Notes (refer to website for more detailed notes):

Data for Queensland as a whole are provided for reference purposes only.

The labour force statistics presented in this brief are on a sample basis and will include a sampling error.

Totals may differ due to rounding. Figures are rounded to nearest 100 persons. Calculations are based on pre-rounded figures.

Figure 1 Annual change in employment, Moreton Bay - South SA4

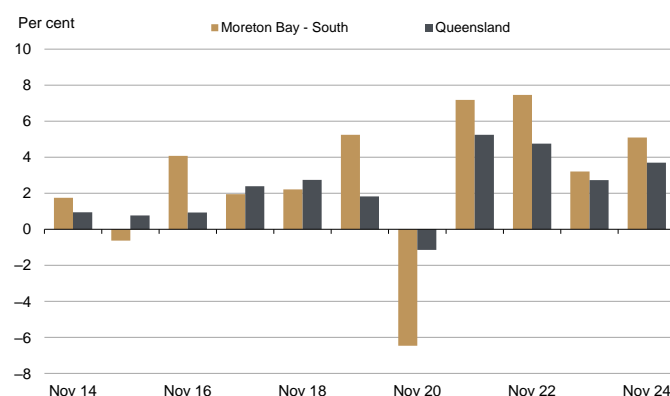


Figure 2 Unemployment rate by SA4, November 2024

