

# Regional labour force – Central Queensland SA4, Dec 24

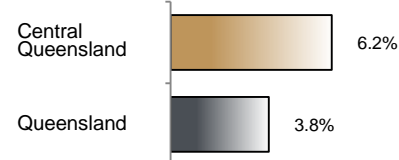
Source: ABS, *Labour force, Australia, detailed*, released 23 January 2025, 10:30 am (AEST)

**Table 1 Labour force status, Central Queensland SA4**

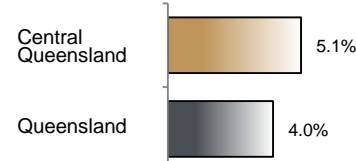
	Year ending			Annual change	
	Dec 23	Nov 24	Dec 24	persons	%
	— persons —			persons	%
Total employed	123,500	130,500	131,200	7,700	6.2
Total unemployed	6,400	6,400	7,100	700	10.7
Total labour force	129,900	136,900	138,300	8,400	6.5
Not in the labour force	59,300	55,600	54,400	-4,900	-8.3
Total persons 15+	189,200	192,400	192,700	3,500	1.8
Participation rate (%)	68.7	71.1	71.8	..	3.1 (a)
Unemployment rate (%)	4.9	4.7	5.1	..	0.2 (a)

(a) Percentage point change.

## Employment growth, annual



## Unemployment rate



## Key data

Employment (annual change)..... ↑ 6.2%  
 Unemployment rate ..... 5.1%  
 Unemployment rate (annual change) ..... ↑ 0.2 ppt  
 Participation rate..... 71.8%

ppt = percentage point

## Main findings

Note: Due to the high standard errors associated with regional labour force direct survey estimates, the ABS and QGSO recommend using 12-month averages to reduce the volatility of the underlying original data.

All data in this brief are based on 12-month moving averages of direct survey estimates.

- The number of employed persons in Central Queensland SA4 in December 2024 was 131,200 persons, an increase of 7,700 employed persons, or 6.2% over the year (Figure 1).
- The unemployment rate in Central Queensland SA4 in December 2024 was 5.1 per cent, an increase of 0.2 percentage point over the year. The unemployment rate for this area was the fourth-highest of all 19 SA4s within Queensland (Figure 2).
- The participation rate in Central Queensland SA4 in December 2024 was 71.8 per cent, an increase of 3.1 percentage points over the year (Table 1).

SA4 = Statistical Area Level 4 (ASGS 2016 edition)

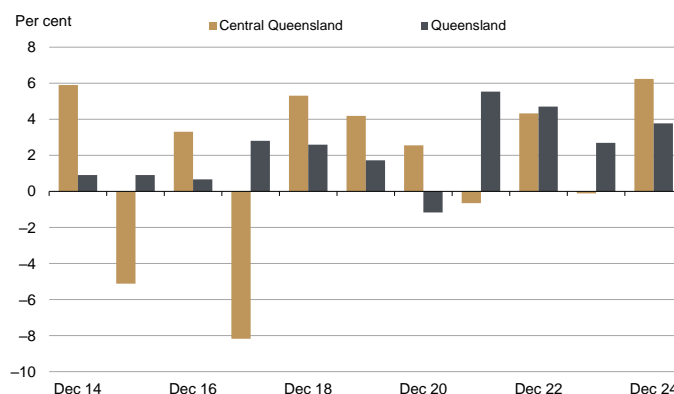
Notes (refer to website for more detailed notes):

Data for Queensland as a whole are provided for reference purposes only.

The labour force statistics presented in this brief are on a sample basis and will include a sampling error.

Totals may differ due to rounding. Figures are rounded to nearest 100 persons. Calculations are based on pre-rounded figures.

**Figure 1 Annual change in employment, Central Queensland SA4**



**Figure 2 Unemployment rate by SA4, December 2024**

