

Regional labour force – Mackay - Isaac - Whitsunday SA4, Dec 24

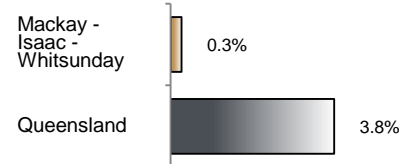
Source: ABS, *Labour force, Australia, detailed*, released 23 January 2025, 10:30 am (AEST)

Table 1 Labour force status, Mackay - Isaac - Whitsunday SA4

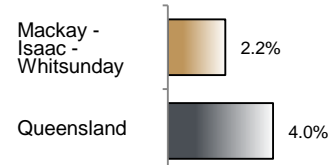
	Year ending			Annual change	
	Dec 23	Nov 24	Dec 24	persons	%
	— persons —			persons	%
Total employed	103,400	103,400	103,700	300	0.3
Total unemployed	4,400	2,400	2,400	-2,000	-46.0
Total labour force	107,800	105,800	106,000	-1,800	-1.6
Not in the labour force	45,200	50,000	49,900	4,700	10.5
Total persons 15+	153,000	155,800	156,000	3,000	1.9
Participation rate (%)	70.5	67.9	68.0	..	-2.5 (a)
Unemployment rate (%)	4.1	2.3	2.2	..	-1.8 (a)

(a) Percentage point change.

Employment growth, annual



Unemployment rate



Key data

Employment (annual change)..... ↑ 0.3%
 Unemployment rate 2.2%
 Unemployment rate (annual change) ↓ 1.8 ppt
 Participation rate..... 68.0%

ppt = percentage point

Main findings

Note: Due to the high standard errors associated with regional labour force direct survey estimates, the ABS and QGSO recommend using 12-month averages to reduce the volatility of the underlying original data.

All data in this brief are based on 12-month moving averages of direct survey estimates.

- The number of employed persons in Mackay - Isaac - Whitsunday SA4 in December 2024 was 103,700 persons, an increase of 300 employed persons, or 0.3% over the year (Figure 1).
- The unemployment rate in Mackay - Isaac - Whitsunday SA4 in December 2024 was 2.2 per cent, a decrease of 1.8 percentage points over the year. The unemployment rate for this area was the lowest of all 19 SA4s within Queensland (Figure 2).
- The participation rate in Mackay - Isaac - Whitsunday SA4 in December 2024 was 68.0 per cent, a decrease of 2.5 percentage points over the year (Table 1).

SA4 = Statistical Area Level 4 (ASGS 2016 edition)

Notes (refer to website for more detailed notes):

Data for Queensland as a whole are provided for reference purposes only.

The labour force statistics presented in this brief are on a sample basis and will include a sampling error.

Totals may differ due to rounding. Figures are rounded to nearest 100 persons. Calculations are based on pre-rounded figures.

Figure 1 Annual change in employment, Mackay - Isaac - Whitsunday SA4

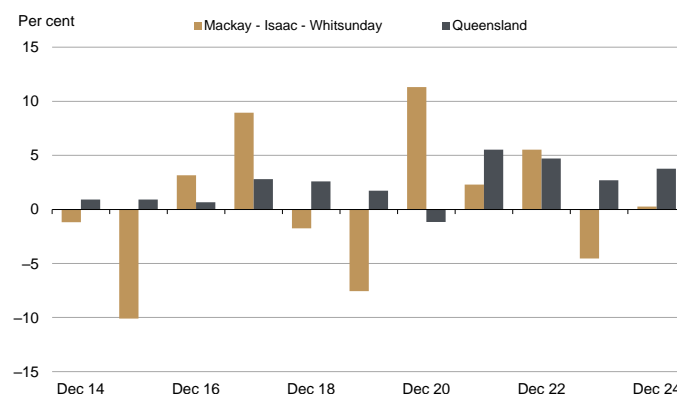


Figure 2 Unemployment rate by SA4, December 2024

