

# Regional labour force – Darling Downs - Maranoa SA4, Feb 25

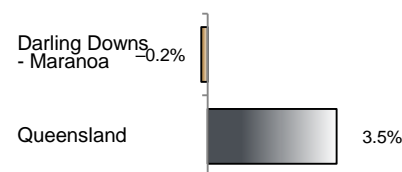
Source: ABS, *Labour force, Australia, detailed*, released 27 March 2025, 10:30 am (AEST)

**Table 1 Labour force status, Darling Downs - Maranoa SA4**

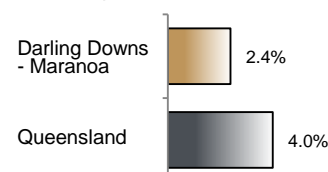
	Year ending			Annual change	
	Feb 24	Jan 25	Feb 25	persons	%
	— persons —			persons	%
Total employed	66,200	65,800	66,100	-100	-0.2
Total unemployed	1,600	1,500	1,700	0	2.7
Total labour force	67,900	67,200	67,800	-100	-0.1
Not in the labour force	39,200	40,900	40,400	1,200	3.0
Total persons 15+	107,100	108,100	108,200	1,100	1.0
Participation rate (%)	63.4	62.2	62.7	..	-0.7 (a)
Unemployment rate (%)	2.4	2.2	2.4	..	0.1 (a)

(a) Percentage point change.

**Employment growth, annual**



**Unemployment rate**



## Key data

Employment (annual change).....↓ 0.2%  
 Unemployment rate .....2.4%  
 Unemployment rate (annual change) .....↑ 0.1 ppt  
 Participation rate.....62.7%

ppt = percentage point

## Main findings

Note: Due to the high standard errors associated with regional labour force survey data, the ABS and QGSO recommend using 12-month averages to reduce the volatility of the underlying original data.

All data in this brief are based on 12-month moving averages.

Townsville and Cairns SA4s have no data due to collection issues following flooding in these regions. Data in Mackay - Isaac - Whitsunday SA4 represents combined estimates for 3 regions: Mackay - Isaac - Whitsunday, Townsville and Cairns SA4s. As such, the comparisons are made across 17 SA4s instead of the usual 19 SA4s.

- The number of employed persons in Darling Downs - Maranoa SA4 in February 2025 was 66,100 persons, a decrease of 100 employed persons, or 0.2% over the year (Figure 1).
- The unemployment rate in Darling Downs - Maranoa SA4 in February 2025 was 2.4 per cent, an increase of 0.1 percentage point over the year. The unemployment rate for this area was the second-lowest of all 17 SA4s within Queensland (Figure 2).
- The participation rate in Darling Downs - Maranoa SA4 in February 2025 was 62.7 per cent, a decrease of 0.7 percentage point over the year (Table 1).

SA4 = Statistical Area Level 4 (ASGS 2016 edition)

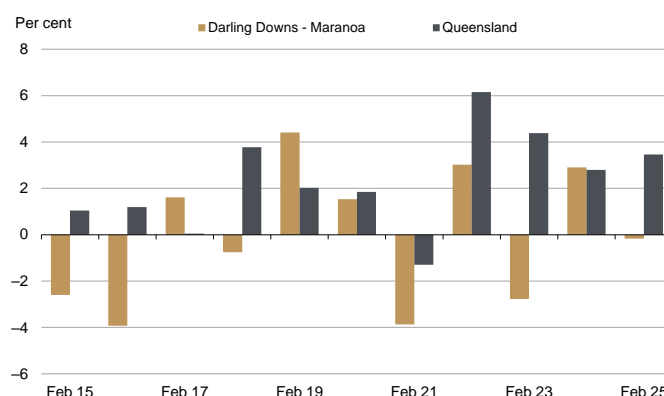
Notes (refer to website for more detailed notes):

Data for Queensland as a whole are provided for reference purposes only.

The labour force statistics presented in this brief are on a sample basis and will include a sampling error.

Totals may differ due to rounding. Figures are rounded to nearest 100 persons. Calculations are based on pre-rounded figures.

**Figure 1 Annual change in employment, Darling Downs - Maranoa SA4**



**Figure 2 Unemployment rate by SA4, February 2025**

