

Regional labour force – Toowoomba SA4, Feb 25

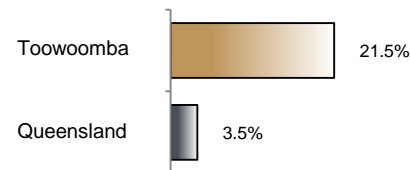
Source: ABS, *Labour force, Australia, detailed*, released 27 March 2025, 10:30 am (AEST)

Table 1 Labour force status, Toowoomba SA4

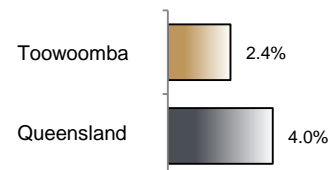
	Year ending			Annual change	
	Feb 24	Jan 25	Feb 25	persons	%
	— persons —			persons	%
Total employed	77,400	93,500	94,100	16,700	21.5
Total unemployed	3,800	2,500	2,400	-1,400	-37.9
Total labour force	81,200	96,000	96,400	15,200	18.8
Not in the labour force	56,800	44,600	44,300	-12,400	-21.9
Total persons 15+	138,000	140,600	140,800	2,800	2.0
Participation rate (%)	58.9	68.3	68.5	..	9.6 (a)
Unemployment rate (%)	4.7	2.6	2.4	..	-2.2 (a)

(a) Percentage point change.

Employment growth, annual



Unemployment rate



Key data

Employment (annual change)..... ↑ 21.5%

Unemployment rate 2.4%

Unemployment rate (annual change) ↓ 2.2 ppt

Participation rate..... 68.5%

ppt = percentage point

Main findings

Note: Due to the high standard errors associated with regional labour force survey data, the ABS and QGSO recommend using 12-month averages to reduce the volatility of the underlying original data.

All data in this brief are based on 12-month moving averages.

Townsville and Cairns SA4s have no data due to collection issues following flooding in these regions. Data in Mackay - Isaac - Whitsunday SA4 represents combined estimates for 3 regions: Mackay - Isaac - Whitsunday, Townsville and Cairns SA4s. As such, the comparisons are made across 17 SA4s instead of the usual 19 SA4s.

- The number of employed persons in Toowoomba SA4 in February 2025 was 94,100 persons, an increase of 16,700 employed persons, or 21.5% over the year (Figure 1).
- The unemployment rate in Toowoomba SA4 in February 2025 was 2.4 per cent, a decrease of 2.2 percentage points over the year. The unemployment rate for this area was the lowest of all 17 SA4s within Queensland (Figure 2).
- The participation rate in Toowoomba SA4 in February 2025 was 68.5 per cent, an increase of 9.6 percentage points over the year (Table 1).

SA4 = Statistical Area Level 4 (ASGS 2016 edition)

Notes (refer to website for more detailed notes):

Data for Queensland as a whole are provided for reference purposes only.

The labour force statistics presented in this brief are on a sample basis and will include a sampling error.

Totals may differ due to rounding. Figures are rounded to nearest 100 persons. Calculations are based on pre-rounded figures.

Figure 1 Annual change in employment, Toowoomba SA4

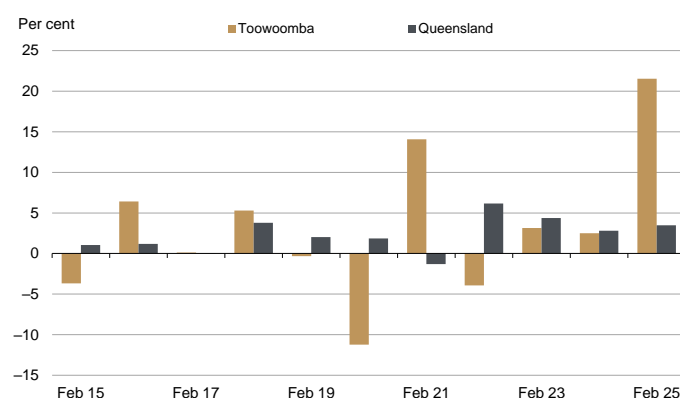


Figure 2 Unemployment rate by SA4, February 2025

