

Regional labour force – Wide Bay SA4, Feb 25

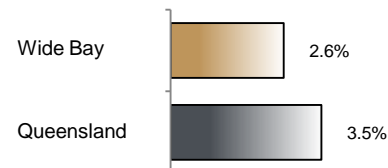
Source: ABS, *Labour force, Australia, detailed*, released 27 March 2025, 10:30 am (AEST)

Table 1 Labour force status, Wide Bay SA4

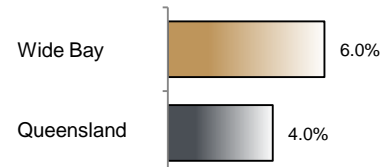
	Year ending			Annual change	
	Feb 24	Jan 25	Feb 25	persons	%
	— persons —				
Total employed	137,100	139,600	140,700	3,600	2.6
Total unemployed	7,500	8,000	8,900	1,400	18.8
Total labour force	144,600	147,600	149,700	5,000	3.5
Not in the labour force	129,700	131,900	130,300	600	0.5
Total persons 15+	274,300	279,600	280,000	5,600	2.1
Participation rate (%)	52.7	52.8	53.5	..	0.7 (a)
Unemployment rate (%)	5.2	5.4	6.0	..	0.8 (a)

(a) Percentage point change.

Employment growth, annual



Unemployment rate



Key data

Employment (annual change)..... ↑ 2.6%
 Unemployment rate 6.0%
 Unemployment rate (annual change) ↑ 0.8 ppt
 Participation rate..... 53.5%

ppt = percentage point

Main findings

Note: Due to the high standard errors associated with regional labour force survey data, the ABS and QGSO recommend using 12-month averages to reduce the volatility of the underlying original data.

All data in this brief are based on 12-month moving averages.

Townsville and Cairns SA4s have no data due to collection issues following flooding in these regions. Data in Mackay - Isaac - Whitsunday SA4 represents combined estimates for 3 regions: Mackay - Isaac - Whitsunday, Townsville and Cairns SA4s. As such, the comparisons are made across 17 SA4s instead of the usual 19 SA4s.

- The number of employed persons in Wide Bay SA4 in February 2025 was 140,700 persons, an increase of 3,600 employed persons, or 2.6% over the year (Figure 1).
- The unemployment rate in Wide Bay SA4 in February 2025 was 6.0 per cent, an increase of 0.8 percentage point over the year. The unemployment rate for this area was the second-highest of all 17 SA4s within Queensland (Figure 2).
- The participation rate in Wide Bay SA4 in February 2025 was 53.5 per cent, an increase of 0.7 percentage point over the year (Table 1).

SA4 = Statistical Area Level 4 (ASGS 2016 edition)

Notes (refer to website for more detailed notes):

Data for Queensland as a whole are provided for reference purposes only.

The labour force statistics presented in this brief are on a sample basis and will include a sampling error.

Totals may differ due to rounding. Figures are rounded to nearest 100 persons. Calculations are based on pre-rounded figures.

Figure 1 Annual change in employment, Wide Bay SA4

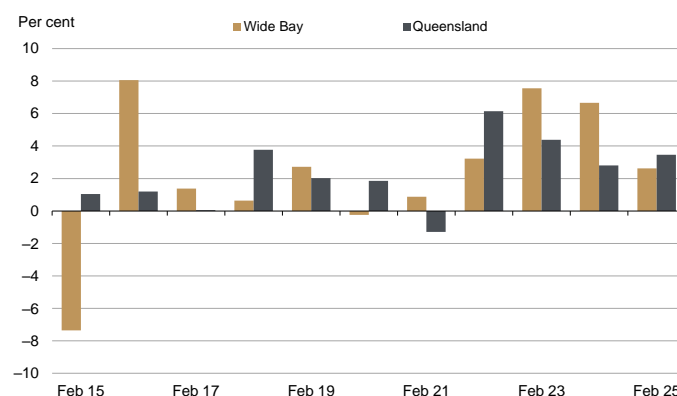


Figure 2 Unemployment rate by SA4, February 2025

