

# Regional labour force – Mackay - Isaac - Whitsunday SA4, Mar 25

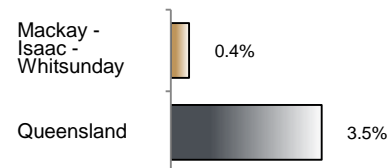
Source: ABS, *Labour force, Australia, detailed*, released 24 April 2025, 11:30 am (AEST)

**Table 1 Labour force status, Mackay - Isaac - Whitsunday SA4**

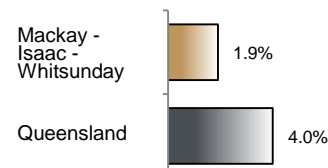
	Year ending			Annual change	
	Mar 24	Feb 25	Mar 25	persons	%
	— persons —			persons	%
Total employed	103,900	104,100	104,400	400	0.4
Total unemployed	4,200	2,200	2,000	-2,300	-53.2
Total labour force	108,200	106,300	106,300	-1,800	-1.7
Not in the labour force	45,700	49,900	50,000	4,400	9.5
Total persons 15+	153,800	156,200	156,400	2,500	1.6
Participation rate (%)	70.3	68.0	68.0	..	-2.3 (a)
Unemployment rate (%)	3.9	2.0	1.9	..	-2.1 (a)

(a) Percentage point change.

**Employment growth, annual**



**Unemployment rate**



## Key data

Employment (annual change)..... ↑ 0.4%  
 Unemployment rate ..... 1.9%  
 Unemployment rate (annual change) ..... ↓ 2.1 ppt  
 Participation rate..... 68.0%

ppt = percentage point

## Main findings

Note: Due to the high standard errors associated with regional labour force survey data, the ABS and QGSO recommend using 12-month averages to reduce the volatility of the underlying original data.

All data in this brief are based on 12-month moving averages.

The ABS has imputed sample responses in Moreton Bay - North and Townsville SA4 regions for March 2025 and Townsville SA4 for February 2025 due to recent natural disasters. The ABS recommends caution when using data from these impacted regions for analysis.

- The number of employed persons in Mackay - Isaac - Whitsunday SA4 in March 2025 was 104,400 persons, an increase of 400 employed persons, or 0.4% over the year (Figure 1).
- The unemployment rate in Mackay - Isaac - Whitsunday SA4 in March 2025 was 1.9 per cent, a decrease of 2.1 percentage points over the year. The unemployment rate for this area was the lowest of all 19 SA4s within Queensland (Figure 2).
- The participation rate in Mackay - Isaac - Whitsunday SA4 in March 2025 was 68.0 per cent, a decrease of 2.3 percentage points over the year (Table 1).

SA4 = Statistical Area Level 4 (ASGS 2016 edition)

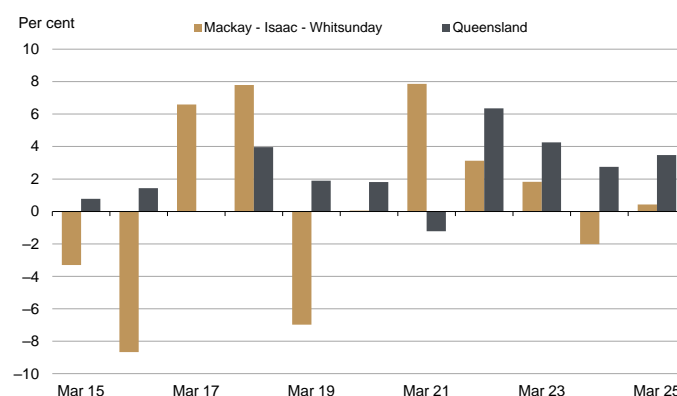
Notes (refer to website for more detailed notes):

Data for Queensland as a whole are provided for reference purposes only.

The labour force statistics presented in this brief are on a sample basis and will include a sampling error.

Totals may differ due to rounding. Figures are rounded to nearest 100 persons. Calculations are based on pre-rounded figures.

**Figure 1 Annual change in employment, Mackay - Isaac - Whitsunday SA4**



**Figure 2 Unemployment rate by SA4, March 2025**

