

Regional labour force – Wide Bay SA4, Mar 25

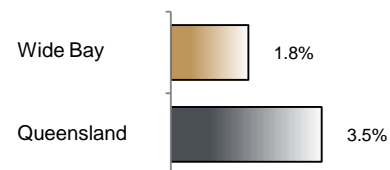
Source: ABS, *Labour force, Australia, detailed*, released 24 April 2025, 11:30 am (AEST)

Table 1 Labour force status, Wide Bay SA4

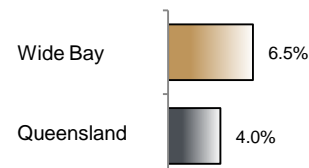
	Year ending			Annual change	
	Mar 24	Feb 25	Mar 25	persons	%
	— persons —				
Total employed	138,400	140,600	140,900	2,500	1.8
Total unemployed	7,000	8,900	9,800	2,900	40.9
Total labour force	145,400	149,500	150,800	5,300	3.7
Not in the labour force	129,500	130,500	129,600	200	0.1
Total persons 15+	274,900	280,000	280,400	5,500	2.0
Participation rate (%)	52.9	53.4	53.8	..	0.9 (a)
Unemployment rate (%)	4.8	5.9	6.5	..	1.7 (a)

(a) Percentage point change.

Employment growth, annual



Unemployment rate



Key data

Employment (annual change)..... ↑ 1.8%

Unemployment rate 6.5%

Unemployment rate (annual change) ↑ 1.7 ppt

Participation rate..... 53.8%

ppt = percentage point

Main findings

Note: Due to the high standard errors associated with regional labour force survey data, the ABS and QGSO recommend using 12-month averages to reduce the volatility of the underlying original data.

All data in this brief are based on 12-month moving averages.

The ABS has imputed sample responses in Moreton Bay - North and Townsville SA4 regions for March 2025 and Townsville SA4 for February 2025 due to recent natural disasters. The ABS recommends caution when using data from these impacted regions for analysis.

- The number of employed persons in Wide Bay SA4 in March 2025 was 140,900 persons, an increase of 2,500 employed persons, or 1.8% over the year (Figure 1).
- The unemployment rate in Wide Bay SA4 in March 2025 was 6.5 per cent, an increase of 1.7 percentage points over the year. The unemployment rate for this area was the highest of all 19 SA4s within Queensland (Figure 2).
- The participation rate in Wide Bay SA4 in March 2025 was 53.8 per cent, an increase of 0.9 percentage point over the year (Table 1).

SA4 = Statistical Area Level 4 (ASGS 2016 edition)

Notes (refer to website for more detailed notes):

Data for Queensland as a whole are provided for reference purposes only.

The labour force statistics presented in this brief are on a sample basis and will include a sampling error.

Totals may differ due to rounding. Figures are rounded to nearest 100 persons. Calculations are based on pre-rounded figures.

Figure 1 Annual change in employment, Wide Bay SA4

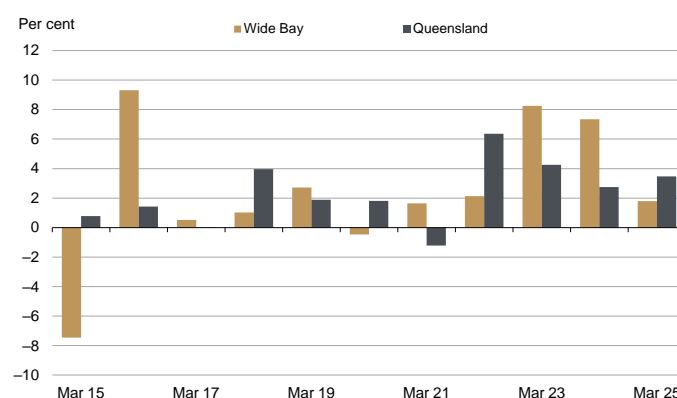


Figure 2 Unemployment rate by SA4, March 2025

