

# Regional labour force – Ipswich SA4, Apr 25

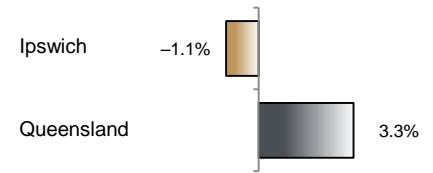
Source: ABS, *Labour force, Australia, detailed*, released 22 May 2025, 11:30 am (AEST)

**Table 1 Labour force status, Ipswich SA4**

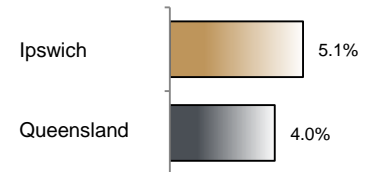
	Year ending			Annual change	
	Apr 24	Mar 25	Apr 25	persons	%
	— persons —				
Total employed	196,900	193,400	194,600	-2,200	-1.1
Total unemployed	9,900	10,500	10,500	600	6.1
Total labour force	206,800	204,000	205,200	-1,600	-0.8
Not in the labour force	105,100	116,300	115,900	10,800	10.3
Total persons 15+	311,900	320,300	321,000	9,200	2.9
Participation rate (%)	66.3	63.7	63.9	..	-2.4 (a)
Unemployment rate (%)	4.8	5.2	5.1	..	0.3 (a)

(a) Percentage point change.

**Employment growth, annual**



**Unemployment rate**



## Key data

Employment (annual change)..... ↓ 1.1%  
 Unemployment rate ..... 5.1%  
 Unemployment rate (annual change) ..... ↑ 0.3 ppt  
 Participation rate..... 63.9%

ppt = percentage point

## Main findings

Note: Due to the high standard errors associated with regional labour force survey data, the ABS and QGSO recommend using 12-month averages to reduce the volatility of the underlying original data.

All data in this brief are based on 12-month moving averages.

The ABS has imputed sample responses in Townsville SA4 for February 2025, March 2025 and April 2025 and Moreton Bay - North SA4 for March 2025 due to recent natural disasters. The ABS recommends caution when using data from these impacted regions for analysis.

- The number of employed persons in Ipswich SA4 in April 2025 was 194,600 persons, a decrease of 2,200 employed persons, or 1.1% over the year (Figure 1).
- The unemployment rate in Ipswich SA4 in April 2025 was 5.1 per cent, an increase of 0.3 percentage point over the year. The unemployment rate for this area was the sixth-highest of all 19 SA4s within Queensland (Figure 2).
- The participation rate in Ipswich SA4 in April 2025 was 63.9 per cent, a decrease of 2.4 percentage points over the year (Table 1).

SA4 = Statistical Area Level 4 (ASGS 2016 edition)

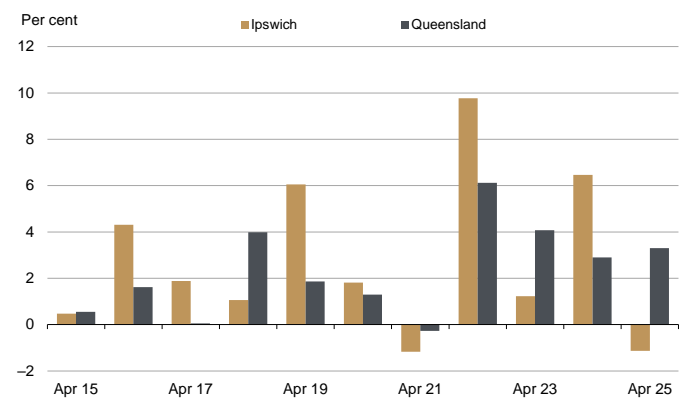
Notes (refer to website for more detailed notes):

Data for Queensland as a whole are provided for reference purposes only.

The labour force statistics presented in this brief are on a sample basis and will include a sampling error.

Totals may differ due to rounding. Figures are rounded to nearest 100 persons. Calculations are based on pre-rounded figures.

**Figure 1 Annual change in employment, Ipswich SA4**



**Figure 2 Unemployment rate by SA4, April 2025**

