

# Regional labour force – Townsville SA4, Apr 25

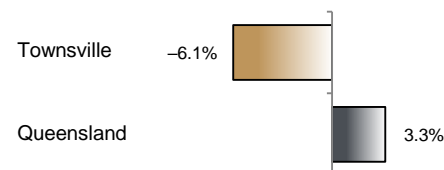
Source: ABS, *Labour force, Australia, detailed*, released 22 May 2025, 11:30 am (AEST)

**Table 1 Labour force status, Townsville SA4**

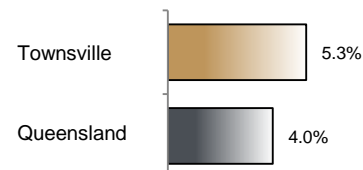
	Year ending			Annual change	
	Apr 24	Mar 25	Apr 25	persons	%
	— persons —				
Total employed	129,500	121,400	121,600	-7,900	-6.1
Total unemployed	5,100	6,400	6,800	1,600	32.1
Total labour force	134,700	127,800	128,400	-6,300	-4.7
Not in the labour force	60,100	69,400	69,000	8,900	14.8
Total persons 15+	194,800	197,200	197,400	2,600	1.3
Participation rate (%)	69.1	64.8	65.0	..	-4.1 (a)
Unemployment rate (%)	3.8	5.0	5.3	..	1.5 (a)

(a) Percentage point change.

## Employment growth, annual



## Unemployment rate



## Key data

Employment (annual change).....↓ 6.1%  
 Unemployment rate ..... 5.3%  
 Unemployment rate (annual change) ..... ↑ 1.5 ppt  
 Participation rate..... 65.0%

ppt = percentage point

## Main findings

Note: Due to the high standard errors associated with regional labour force survey data, the ABS and QGSO recommend using 12-month averages to reduce the volatility of the underlying original data.

All data in this brief are based on 12-month moving averages.

The ABS has imputed sample responses in Townsville SA4 for February 2025, March 2025 and April 2025 and Moreton Bay - North SA4 for March 2025 due to recent natural disasters. The ABS recommends caution when using data from these impacted regions for analysis.

- The number of employed persons in Townsville SA4 in April 2025 was 121,600 persons, a decrease of 7,900 employed persons, or 6.1% over the year (Figure 1).
- The unemployment rate in Townsville SA4 in April 2025 was 5.3 per cent, an increase of 1.5 percentage points over the year. The unemployment rate for this area was the fourth-highest of all 19 SA4s within Queensland (Figure 2).
- The participation rate in Townsville SA4 in April 2025 was 65.0 per cent, a decrease of 4.1 percentage points over the year (Table 1).

SA4 = Statistical Area Level 4 (ASGS 2016 edition)

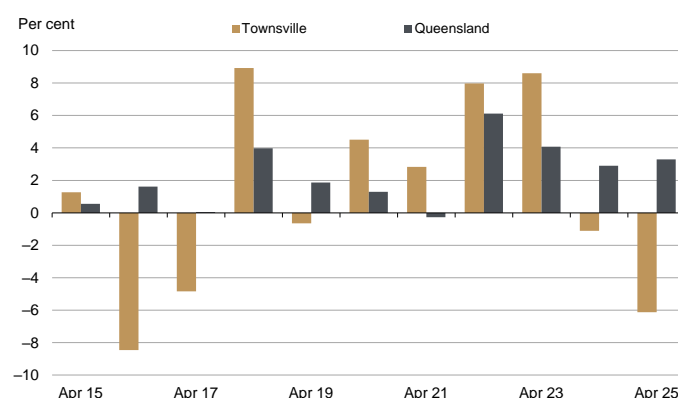
Notes (refer to website for more detailed notes):

Data for Queensland as a whole are provided for reference purposes only.

The labour force statistics presented in this brief are on a sample basis and will include a sampling error.

Totals may differ due to rounding. Figures are rounded to nearest 100 persons. Calculations are based on pre-rounded figures.

**Figure 1 Annual change in employment, Townsville SA4**



**Figure 2 Unemployment rate by SA4, April 2025**

