

Regional labour force – Logan - Beaudesert SA4, May 2025

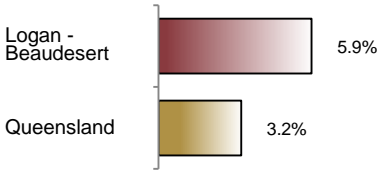
Source: ABS, *Labour force, Australia, detailed*, released 26 June 2025, 11:30 am (AEST)

Table 1 Labour force status Logan - Beaudesert SA4

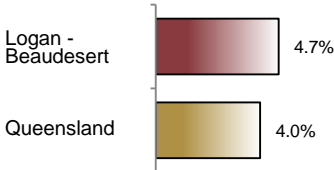
	Year ending			Annual change	
	May 24	Apr 25	May 25		
	— persons —			persons	%
Total employed	199,600	210,900	211,400	11,800	5.9
Total unemployed	10,300	10,800	10,400	100	0.8
Total labour force	209,900	221,700	221,800	11,900	5.7
Not in the labour force	101,500	99,700	100,500	−1,000	−1.0
Total persons 15+	311,400	321,400	322,300	10,900	3.5
Participation rate (%)	67.4	69.0	68.8	..	1.4 (a)
Unemployment rate (%)	4.9	4.9	4.7	..	−0.2 (a)

(a) Percentage point change.

Employment growth, annual



Unemployment rate



Key data

Employment (annual change) ↑ 5.9%
Unemployment rate 4.7%
Unemployment rate (annual change) ↓ 0.2 ppt
Participation rate 68.8%

Main findings

Note: Due to the high standard errors associated with regional labour force direct survey estimates, the ABS and QGSO recommend using 12-month averages to reduce the volatility of the underlying original data. All data in this brief are based on 12-month moving averages of direct survey estimates.

The ABS has imputed sample responses in Townsville SA4 for February 2025, March 2025 and April 2025 and Moreton Bay - North SA4 for March 2025 due to recent natural disasters. The ABS recommends caution when using data from these impacted regions for analysis.

- The number of employed persons in Logan - Beaudesert SA4 in May 2025 was 211,400 persons, an increase of 11,800 employed persons, or 5.9% over the year (Figure 1).
- The unemployment rate in Logan - Beaudesert SA4 in May 2025 was 4.7%, a decrease of 0.2 percentage point over the year. The unemployment rate for this area was the seventh-highest of all 19 SA4s within Queensland (Figure 2).
- The participation rate in Logan - Beaudesert SA4 in May 2025 was 68.8%, an increase of 1.4 percentage points over the year (Table 1).

Figure 1 Annual change in employment, Logan - Beaudesert SA4

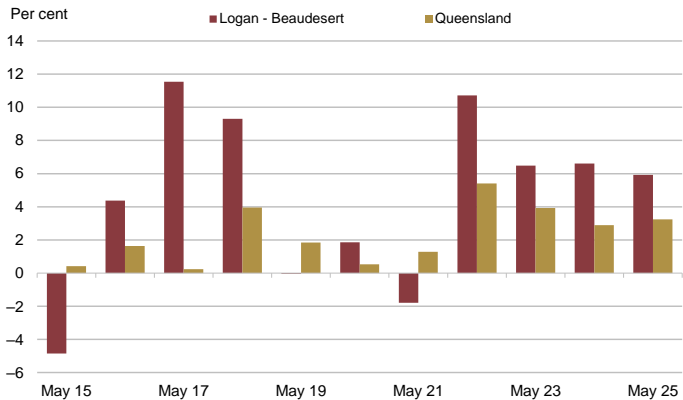
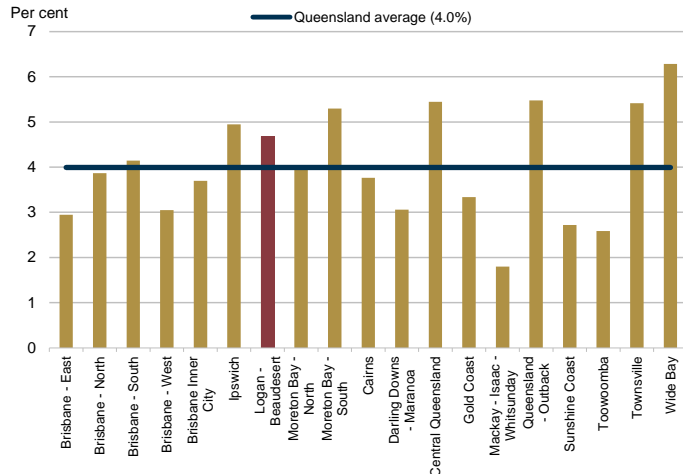


Figure 2 Unemployment rate by SA4, May 2025



SA4 = Statistical Area Level 4 (ASGS 2016 edition)

Notes (refer to website for more detailed notes):

Data for Queensland as a whole are provided for reference purposes only.

The labour force statistics presented in this brief are on a sample basis and will include a sampling error.

Totals may differ due to rounding. Figures are rounded to nearest 100 persons. Calculations are based on pre-rounded figures.

<https://creativecommons.org/licenses/by/4.0>

© The State of Queensland
(Queensland Treasury) 2025

