

Regional labour force – Logan - Beaudesert SA4, June 2025

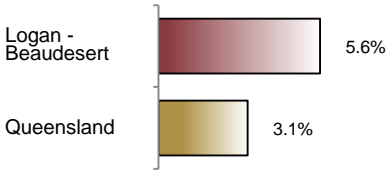
Source: ABS, *Labour force, Australia, detailed*, released 24 July 2025, 11:30 am (AEST)

Table 1 Labour force status, Logan - Beaudesert SA4

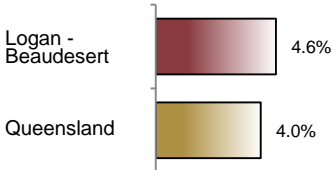
	Year ending			Annual change	
	Jun 24	May 25	Jun 25		
	— persons —			persons	%
Total employed	199,900	211,400	211,100	11,200	5.6
Total unemployed	11,100	10,400	10,100	-1,000	-9.0
Total labour force	211,000	221,800	221,200	10,200	4.9
Not in the labour force	101,400	100,500	102,000	600	0.6
Total persons 15+	312,400	322,300	323,200	10,800	3.5
Participation rate (%)	67.5	68.8	68.4	..	0.9 (a)
Unemployment rate (%)	5.3	4.7	4.6	..	-0.7 (a)

(a) Percentage point change.

Employment growth, annual



Unemployment rate



Key data

Employment (annual change) ↑ 5.6%
Unemployment rate 4.6%
Unemployment rate (annual change) ↓ 0.7 ppt
Participation rate 68.4%

Main findings

Note: All data in this brief are based on 12-month moving averages of regional labour force direct survey estimates.

The ABS and QGSO recommend using 12-month averages to address high standard errors and reduce data volatility.

The ABS has imputed sample responses in Townsville SA4 for February 2025, March 2025 and April 2025 and Moreton Bay - North SA4 for March 2025 due to recent natural disasters. The ABS recommends caution when using data from these impacted regions for analysis.

- The number of employed persons in Logan - Beaudesert SA4 in June 2025 was 211,100 persons, an increase of 11,200 employed persons, or 5.6% over the year (Figure 1).
- The unemployment rate in Logan - Beaudesert SA4 in June 2025 was 4.6%, a decrease of 0.7 of a percentage point over the year. The unemployment rate for this area was the seventh-highest of all 19 SA4s within Queensland (Figure 2).
- The participation rate in Logan - Beaudesert SA4 in June 2025 was 68.4%, an increase of 0.9 of a percentage point over the year (Table 1).

Figure 1 Annual change in employment, Logan - Beaudesert SA4

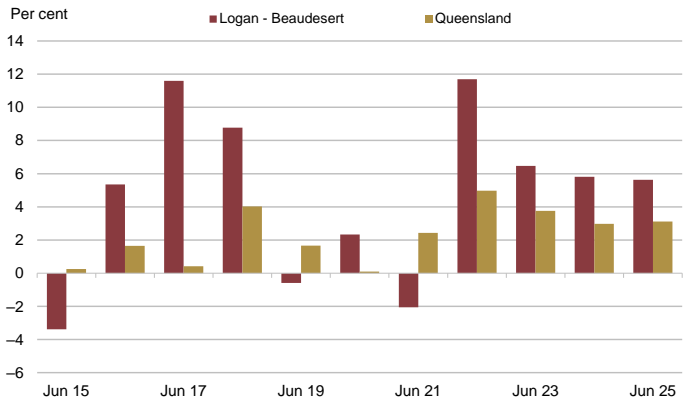
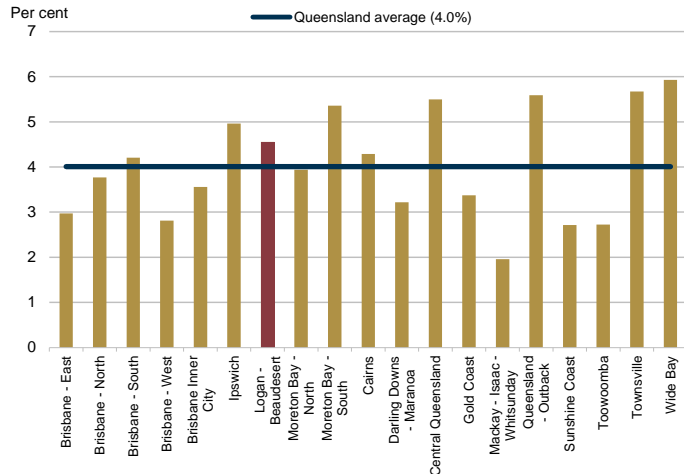


Figure 2 Unemployment rate by SA4, June 2025



SA4 = Statistical Area Level 4 (ASGS 2016 edition)

Notes (refer to website for more detailed notes):

Data for Queensland are provided for reference purposes only.

The labour force statistics presented in this brief are on a sample basis and will include a sampling error.

Totals may differ due to rounding. Figures are rounded to nearest 100 persons. Calculations are based on pre-rounded figures.

<https://creativecommons.org/licenses/by/4.0>

© The State of Queensland
(Queensland Treasury) 2025

