

Modelled regional labour force – Mackay - Isaac - Whitsunday SA4, July 2025

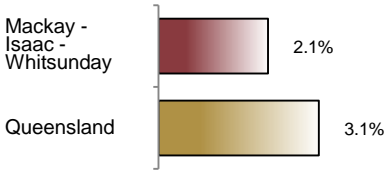
Source: ABS, *Labour force, Australia, detailed*, released 21 August 2025, 11:30 am (AEST)

Table 1 Labour force status, Mackay - Isaac - Whitsunday SA4

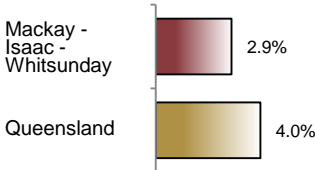
	Year ending			Annual change	
	Jul 24	Jun 25	Jul 25		
	— persons —			persons	%
Total employed	107,900	110,000	110,200	2,300	2.1
Total unemployed	3,200	3,200	3,300	0	1.2
Total labour force	111,100	113,300	113,500	2,300	2.1
Not in the labour force	43,400	43,400	43,400	0	-0.1
Total persons 15+	154,500	156,600	156,800	2,300	1.5
Participation rate (%)	71.9	72.3	72.4	..	0.4 (a)
Unemployment rate (%)	2.9	2.9	2.9	..	-0.0 (a)

(a) Percentage point change.

Employment growth, annual



Unemployment rate



Key data

Employment (annual change)	↑ 2.1%
Unemployment rate	2.9%
Unemployment rate (annual change)	0.0 ppt
Participation rate	72.4%

Main findings

Note: All data in this brief are based on 12-month moving averages of modelled estimates due to seasonal variation and noise associated with regional labour force modelled estimates.

The modelled regional labour force estimates enhance the direct survey estimates of regional labour market data using administrative data and statistical modelling.

- The number of employed persons in Mackay - Isaac - Whitsunday SA4 in July 2025 was 110,200 persons, an increase of 2,300 employed persons, or 2.1% over the year (Table 1).
- The unemployment rate in Mackay - Isaac - Whitsunday SA4 in July 2025 was 2.9%, lower than the Queensland average of 4.0% (Figure 1). The unemployment rate for this area was the lowest of all 19 SA4s within Queensland (Figure 2).
- The participation rate in Mackay - Isaac - Whitsunday SA4 in July 2025 was 72.4%, an increase of 0.4 of a percentage point over the year (Table 1).

SA4 = Statistical Area Level 4 (ASGS 2016 edition)
Participation rate refers to the number of persons in the labour force expressed as a percentage of persons aged 15 years and over.
Notes (refer to website for more detailed notes):
Data for Queensland are provided for reference purposes only.
The labour force statistics presented in this brief are on 12-month averages of modelled labour force estimates.
Totals may differ due to rounding. Figures are rounded to nearest 100 persons. Calculations are based on pre-rounded figures.

Figure 1 Unemployment rate, Mackay - Isaac - Whitsunday SA4 and Queensland

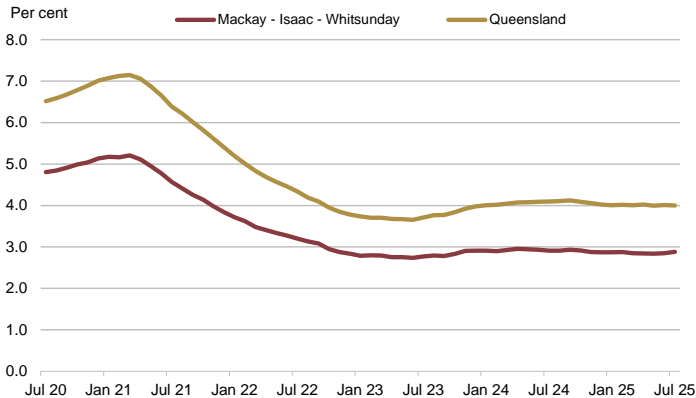
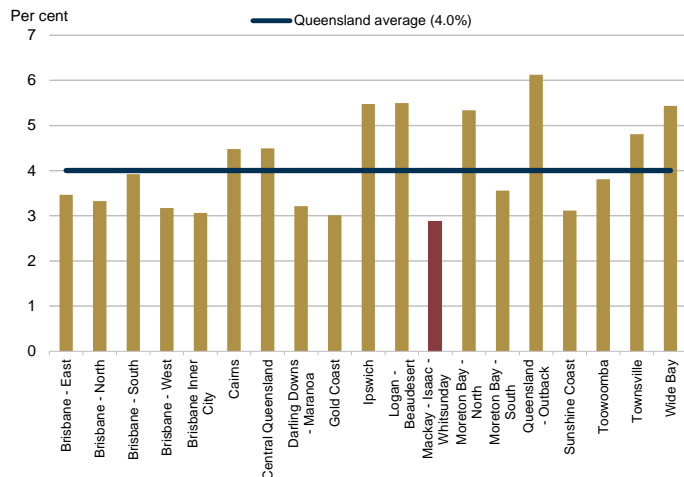


Figure 2 Unemployment rate by SA4, July 2025



<https://creativecommons.org/licenses/by/4.0>

© The State of Queensland
(Queensland Treasury) 2025

