

Modelled regional labour force – Cairns SA4, September 2025

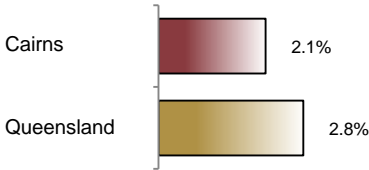
Source: ABS, *Labour force, Australia, detailed*, released 23 October 2025, 10:30 am (AEST)

Table 1 Labour force status, Cairns SA4

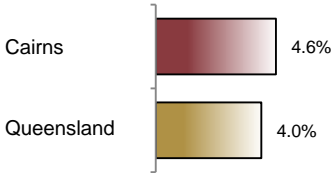
| | Year ending | | | Annual change | |
|-------------------------|-------------|---------|---------|---------------|----------|
| | Sep 24 | Aug 25 | Sep 25 | persons | % |
| | — persons — | | | persons | % |
| Total employed | 142,000 | 144,800 | 144,900 | 2,900 | 2.1 |
| Total unemployed | 6,900 | 6,900 | 6,900 | 0 | 0.4 |
| Total labour force | 148,900 | 151,600 | 151,800 | 3,000 | 2.0 |
| Not in the labour force | 70,900 | 71,200 | 71,200 | 400 | 0.5 |
| Total persons 15+ | 219,700 | 222,800 | 223,100 | 3,300 | 1.5 |
| Participation rate (%) | 67.7 | 68.1 | 68.1 | . . | 0.3 (a) |
| Unemployment rate (%) | 4.6 | 4.5 | 4.6 | . . | −0.1 (a) |

(a) Percentage point change.

Employment growth, annual



Unemployment rate



Key data

Employment (annual change) ↑ 2.1%
Unemployment rate 4.6%
Unemployment rate (annual change) ↓ 0.1 ppt
Participation rate 68.1%

Main findings

Note: All data in this brief are based on 12-month moving averages of modelled estimates due to seasonal variation and noise associated with regional labour force modelled estimates.

The modelled regional labour force estimates enhance the direct survey estimates of regional labour market data using administrative data and statistical modelling.

- The number of employed persons in Cairns SA4 in September 2025 was 144,900 persons, an increase of 2,900 employed persons, or 2.1% over the year (Table 1).
- The unemployment rate in Cairns SA4 in September 2025 was 4.6%, higher than the Queensland average of 4.0% (Figure 1). The unemployment rate for this area was the seventh-highest of all 19 SA4s within Queensland (Figure 2).
- The participation rate in Cairns SA4 in September 2025 was 68.1%, an increase of 0.3 of a percentage point over the year (Table 1).

SA4 = Statistical Area Level 4 (ASGS 2016 edition)
Participation rate refers to the number of persons in the labour force expressed as a percentage of persons aged 15 years and over.
Notes (refer to website for more detailed notes):
Data for Queensland are provided for reference purposes only.
The labour force statistics presented in this brief are on 12-month averages of modelled labour force estimates.
Totals may differ due to rounding. Figures are rounded to nearest 100 persons. Calculations are based on pre-rounded figures.

Figure 1 Unemployment rate, Cairns SA4 and Queensland

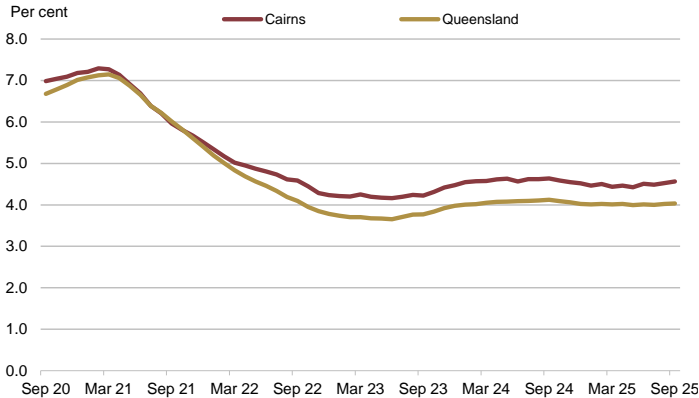
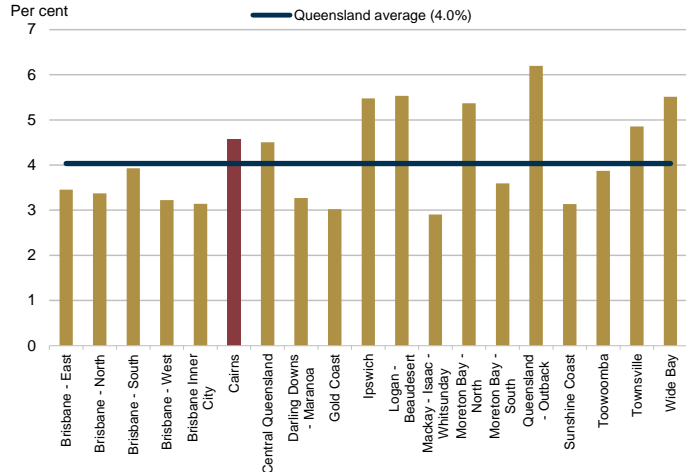


Figure 2 Unemployment rate by SA4, September 2025



<https://creativecommons.org/licenses/by/4.0>

© The State of Queensland
(Queensland Treasury) 2025

